



Real GDP Growth: 2023 Q2 -3.1%

NCPI Y-o-Y Change: August 2.1%

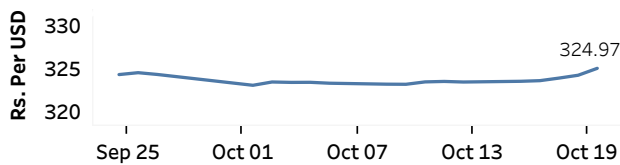
CCPI Y-o-Y Change: September 1.3%

Exchange Rates

(Rs. Per Unit)

20-Oct-23	TT Buying	TT Selling
USD	319.6489	330.4162
GBP	386.8492	402.8185
EUR	336.5467	351.5411
JPY	2.1262	2.2168

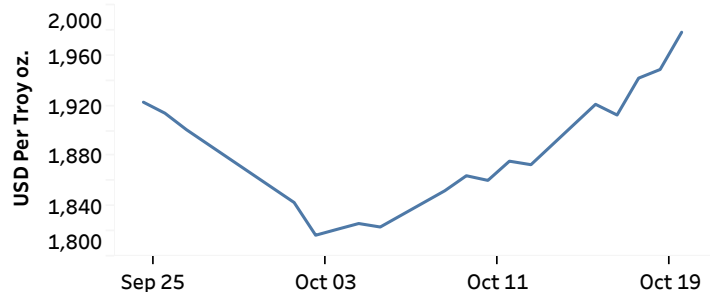
Indicative Rate of the USD/LKR Spot Exchange Rate



Source: Central Bank of Sri Lanka

Gold Price

18-Oct-23	19-Oct-23	20-Oct-23
USD 1,942.04	USD 1,948.93	USD 1,978.59



Source: Reuters

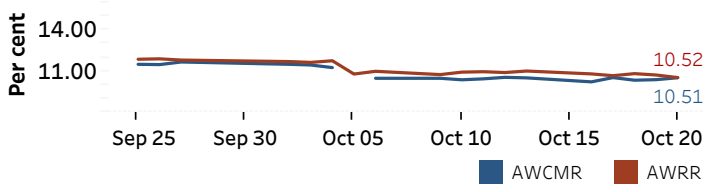
Money Market

Policy Rates: SDF Rate: 10.00%

SLF Rate: 11.00%

SRR: 2.00%

Overnight Money Market



Yield Rates of T-Bills

(per cent)

	Primary Market 18-Oct-23	Secondary Market 20-Oct-23 ^(a)
91 Day	16.30	15.92
182 Day	14.94	14.90
364 Day	13.02	-

Source: Central Bank of Sri Lanka

Overnight Liquidity (Rs. bn)	19-Oct-23	20-Oct-23
	-64.02	107.03

Share Market

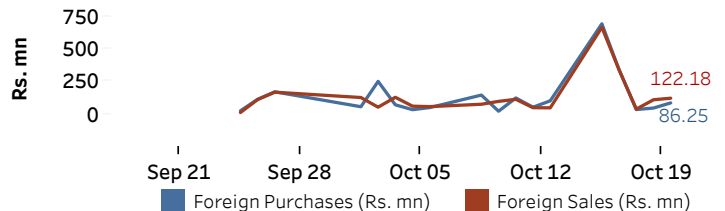
20-Oct-23

ASPI	▲	10,850.53
S&P SL20	▲	3,050.20

Daily Turnover

Rs.909.95 mn

Market Capitalisation	PE Ratio
Rs. 4,360.23 bn	11.24

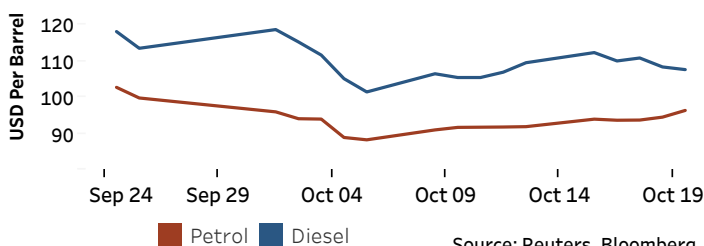


Source: Colombo Stock Exchange

Energy

Petroleum Products (USD per Barrel)

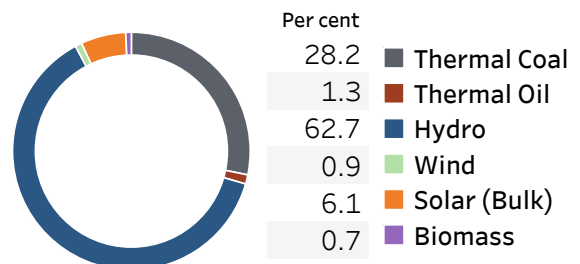
Crude Oil			Refined (Singapore Platts)		
23-Oct-23 ^(b)	19-Oct-23		20-Oct-23		
Brent	WTI	OPEC	Petrol	Diesel	Kerosene
91.39	87.25	93.63	96.40	107.71	112.65



Source: Reuters, Bloomberg

Electricity Generation

	19-Oct-23	20-Oct-23
Total Energy (GWh)	42.02	41.47
Peak Demand (MW)	2,062.50	2,014.60



Source: Ceylon Electricity Board