

Daily Economic Indicators 19 October 2023



Central Bank of Sri Lanka
Statistics Department

Real GDP Growth: 2023 Q2 -3.1%

NCPI Y-o-Y Change: August 2.1%

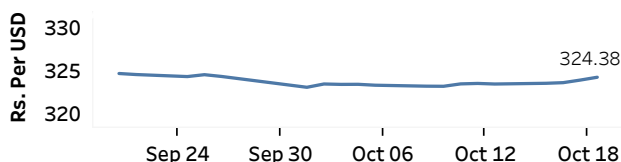
CCPI Y-o-Y Change: September 1.3%

Exchange Rates

(Rs. Per Unit)

19-Oct-23	TT Buying	TT Selling
USD	319.2969	329.8115
GBP	386.0301	401.8195
EUR	334.7521	349.5133
JPY	2.1246	2.2118

Indicative Rate of the USD/LKR Spot Exchange Rate



Source: Central Bank of Sri Lanka

Gold Price

17-Oct-23	18-Oct-23	19-Oct-23
USD 1,912.70	USD 1,942.04	USD 1,948.93



Source: Reuters

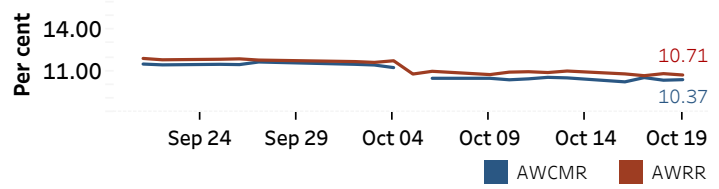
Money Market

Policy Rates: SDF Rate: 10.00%

SLF Rate: 11.00%

SRR: 2.00%

Overnight Money Market



Yield Rates of T-Bills

(per cent)

	Primary Market 18-Oct-23	Secondary Market 19-Oct-23 ^(a)
91 Day	16.30	16.28
182 Day	14.94	-
364 Day	13.02	-

Overnight Liquidity (Rs. bn)	18-Oct-23	19-Oct-23
	-90.53	-64.02

Source: Central Bank of Sri Lanka

Share Market

19-Oct-23

ASPI	▲	10,590.42
S&P SL20	▲	2,952.08

Daily Turnover

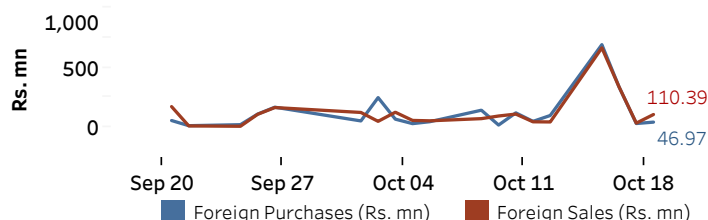
Rs.1,132.87 mn

Market Capitalisation

Rs. 4,279.44 bn

PE Ratio

11.03

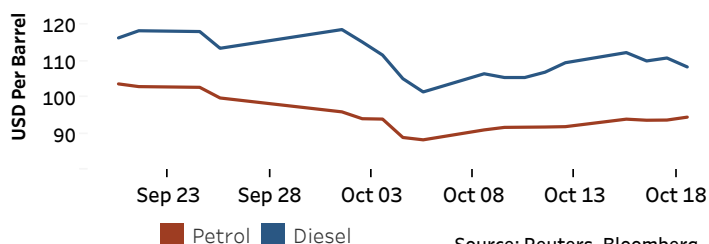


Source: Colombo Stock Exchange

Energy

Petroleum Products (USD per Barrel)

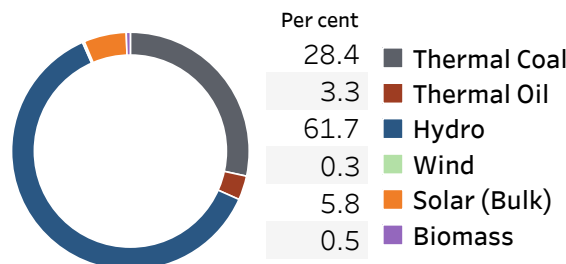
Crude Oil			Refined (Singapore Platts)		
20-Oct-23 ^(b)			19-Oct-23		
Brent	WTI	OPEC	Petrol	Diesel	Kerosene
93.20	90.33	94.46	94.54	108.45	113.56



Source: Reuters, Bloomberg

Electricity Generation

	18-Oct-23	19-Oct-23
Total Energy (GWh)	42.76	42.02
Peak Demand (MW)	2,005.20	2,062.50



Source: Ceylon Electricity Board

(a) Based on actual transactions above Rs. 50 mn reported up to 4.00 PM

(b) Updated at 8.00 AM

Published on 20-Oct-2023