



Real GDP Growth: 2023 Q2 -3.1%

NCPI Y-o-Y Change: August 2.1%

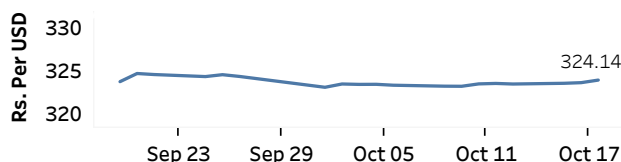
CCPI Y-o-Y Change: September 1.3%

Exchange Rates

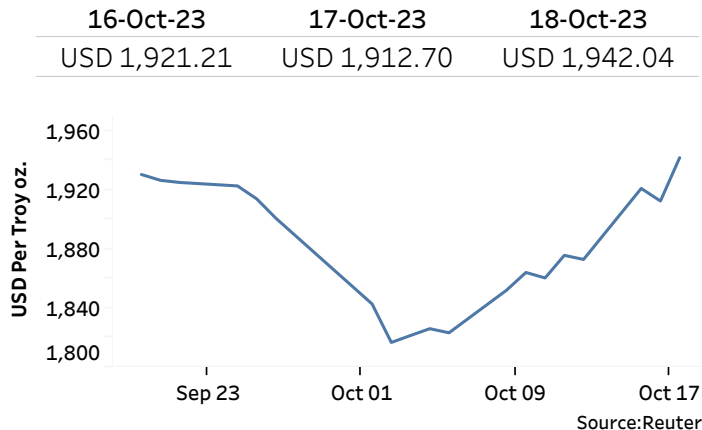
(Rs. Per Unit)

18-Oct-23	TT Buying	TT Selling
USD	318.9233	329.5430
GBP	386.8943	402.9917
EUR	335.5314	350.6119
JPY	2.1229	2.2140

Indicative Rate of the USD/LKR Spot Exchange Rate



Gold Price



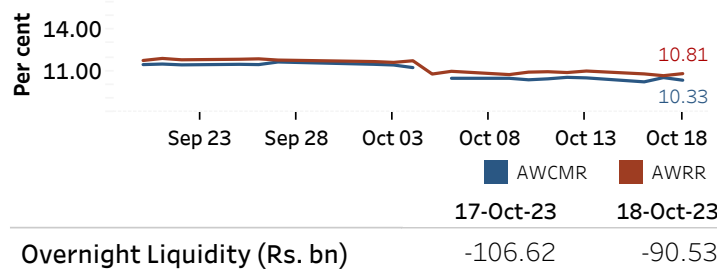
Money Market

Policy Rates: SDF Rate: 10.00%

SLF Rate: 11.00%

SRR: 2.00%

Overnight Money Market



Yield Rates of T-Bills

(per cent)

	Primary Market 18-Oct-23	Secondary Market 18-Oct-23 ^(a)
91 Day	16.30	16.31
182 Day	14.94	14.91
364 Day	13.02	13.01

Source: Central Bank of Sri Lanka

Share Market

18-Oct-23

ASPI	▼	10,557.16
S&P SL20	▼	2,941.08

Daily Turnover

Rs.822.64 mn

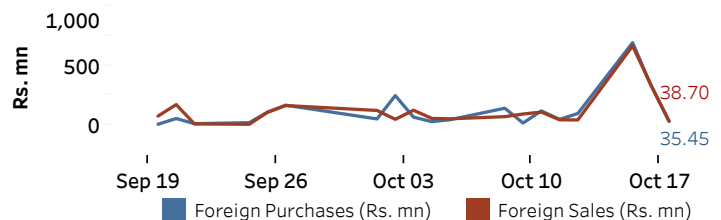
Market Capitalisation

Rs. 4,283.16 bn

PE Ratio

11.04

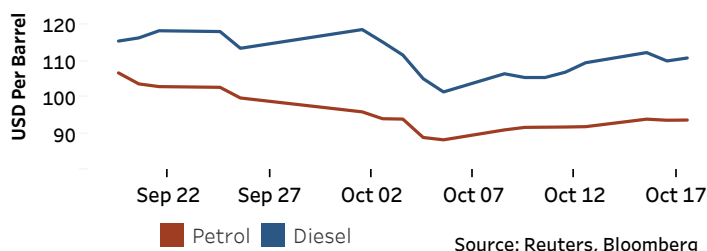
Foreign Purchases and Sales



Energy

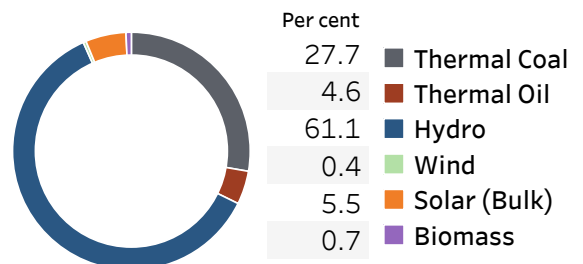
Petroleum Products (USD per Barrel)

Crude Oil (^(b))			Refined (Singapore Platts)		
19-Oct-23	17-Oct-23	18-Oct-23	19-Oct-23	17-Oct-23	18-Oct-23
Brent	WTI	OPEC	Petrol	Diesel	Kerosene
91.02	88.09	92.65	93.73	110.93	116.89



Electricity Generation

	17-Oct-23	18-Oct-23
Total Energy (GWh)	43.18	42.76
Peak Demand (MW)	2,073.10	2,005.20



(a) Based on actual transactions above Rs. 50 mn reported up to 4.00 PM

(b) Updated at 8.00 AM

Published on 19-Oct-2023