



Real GDP Growth: 2023 Q2 -3.1%

NCPI Y-o-Y Change: August 2.1%

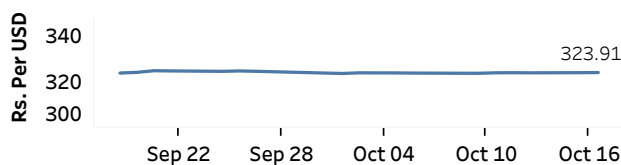
CCPI Y-o-Y Change: September 1.3%

## Exchange Rates

(Rs. Per Unit)

17-Oct-23	TT Buying	TT Selling
USD	318.2790	329.4189
GBP	387.2843	403.2882
EUR	334.3980	349.3220
JPY	2.1218	2.2130

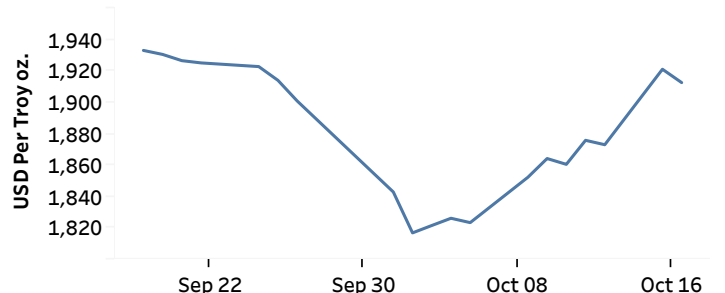
## Indicative Rate of the USD/LKR Spot Exchange Rate



Source: Central Bank of Sri Lanka

## Gold Price

13-Oct-23	16-Oct-23	17-Oct-23
USD 1,873.15	USD 1,921.21	USD 1,912.70



Source: Reuters

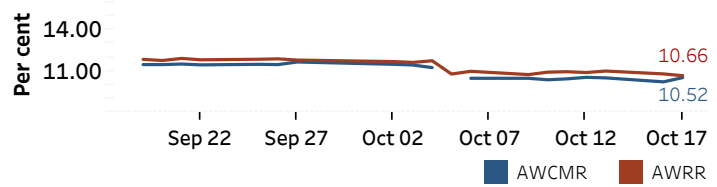
## Money Market

Policy Rates: SDF Rate: 10.00%

SLF Rate: 11.00%

SRR: 2.00%

## Overnight Money Market



## Yield Rates of T-Bills

(per cent)

	Primary Market 11-Oct-23	Secondary Market 17-Oct-23 <sup>(a)</sup>
--	-----------------------------	--

91 Day

16.64

-

182 Day

14.96

15.50

364 Day

13.10

-

Overnight Liquidity (Rs. bn)	16-Oct-23	17-Oct-23
	-88.50	-106.62

Source: Central Bank of Sri Lanka

## Share Market

17-Oct-23

ASPI	▼	10,647.33
S&P SL20	▼	2,973.12

## Daily Turnover

Rs.994.19 mn

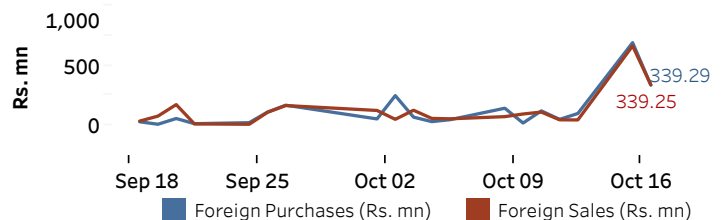
## Market Capitalisation

Rs. 4,315.89 bn

## PE Ratio

11.13

## Foreign Purchases and Sales

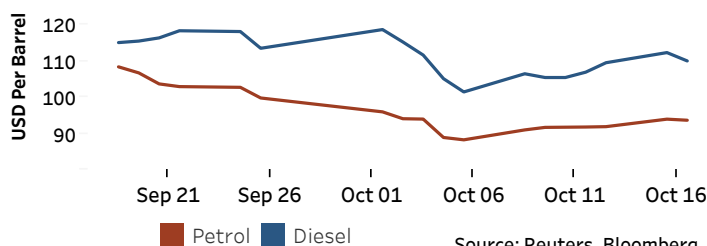


Source: Colombo Stock Exchange

## Energy

## Petroleum Products (USD per Barrel)

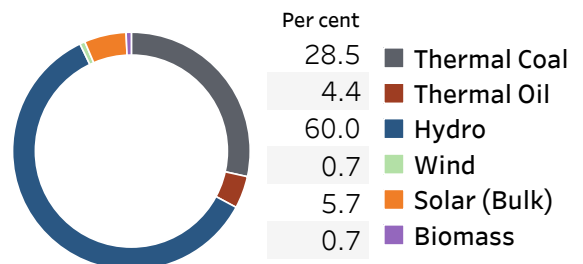
Crude Oil			Refined (Singapore Platts)		
18-Oct-23 <sup>(b)</sup>	16-Oct-23		17-Oct-23		
Brent	WTI	OPEC	Petrol	Diesel	Kerosene
91.47	88.41	93.23	93.68	110.11	116.21



Source: Reuters, Bloomberg

## Electricity Generation

	16-Oct-23	17-Oct-23
Total Energy (GWh)	41.97	43.18
Peak Demand (MW)	2,129.10	2,073.10



Source: Ceylon Electricity Board

(a) Based on actual transactions above Rs. 50 mn reported up to 4.00 PM

(b) Updated at 8.00 AM

Published on 18-Oct-2023