



Real GDP Growth: 2023 Q2 -3.1%

NCPI Y-o-Y Change: August 2.1%

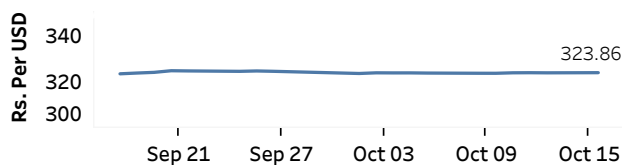
CCPI Y-o-Y Change: September 1.3%

## Exchange Rates

(Rs. Per Unit)

16-Oct-23	TT Buying	TT Selling
USD	318.1713	328.8534
GBP	385.3433	401.8348
EUR	333.0466	348.4784
JPY	2.1211	2.2131

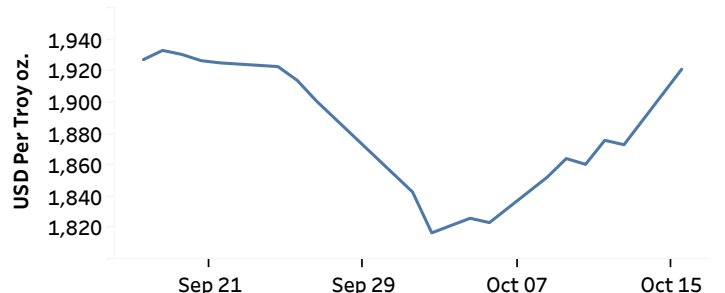
## Indicative Rate of the USD/LKR Spot Exchange Rate



Source: Central Bank of Sri Lanka

## Gold Price

12-Oct-23	13-Oct-23	16-Oct-23
USD 1,875.95	USD 1,873.15	USD 1,921.21



Source: Reuters

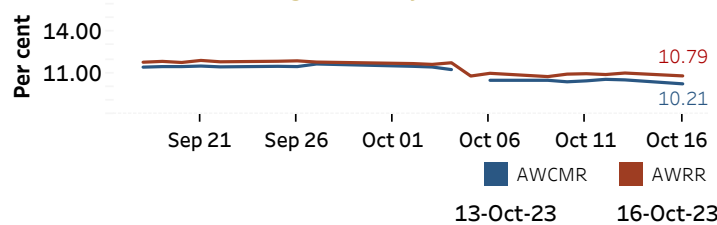
## Money Market

Policy Rates: SDF Rate: 10.00%

SLF Rate: 11.00%

SRR: 2.00%

## Overnight Money Market



Overnight Liquidity (Rs. bn)	13-Oct-23	16-Oct-23
	86.78	-88.50

## Yield Rates of T-Bills

(per cent)

	Primary Market 11-Oct-23	Secondary Market 16-Oct-23 <sup>(a)</sup>
--	-----------------------------	--

91 Day	16.64	-
182 Day	14.96	15.10
364 Day	13.10	-

Source: Central Bank of Sri Lanka

## Share Market

16-Oct-23

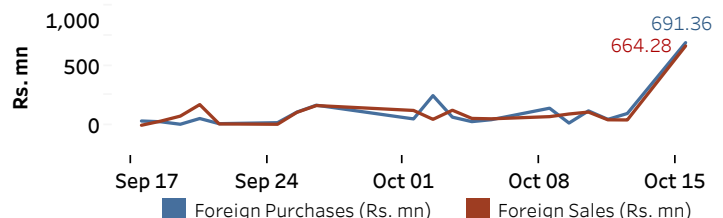
ASPI	▼	10,721.84
S&P SL20	▼	2,999.90

## Daily Turnover

Rs.1,151.78 mn

Market Capitalisation	PE Ratio
Rs. 4,336.13 bn	11.18

## Foreign Purchases and Sales

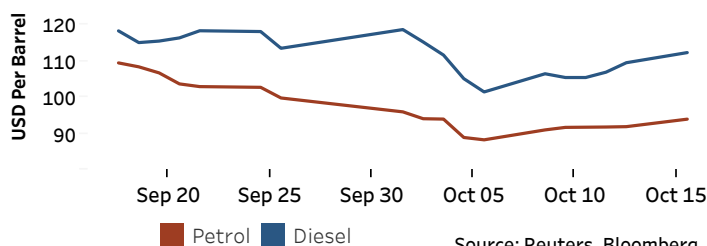


Source: Colombo Stock Exchange

## Energy

## Petroleum Products (USD per Barrel)

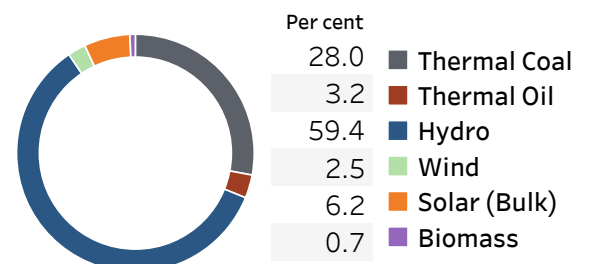
Crude Oil			Refined (Singapore Platts)		
17-Oct-23 <sup>(b)</sup>	13-Oct-23		16-Oct-23		
Brent	WTI	OPEC	Petrol	Diesel	Kerosene
89.71	86.58	91.62	93.98	112.43	117.98



Source: Reuters, Bloomberg

## Electricity Generation

	15-Oct-23	16-Oct-23
Total Energy (GWh)	35.09	41.97
Peak Demand (MW)	1,775.50	2,129.10



Source: Ceylon Electricity Board

(a) Based on actual transactions above Rs. 50 mn reported up to 4.00 PM

(b) Updated at 8.00 AM

Published on 17-Oct-2023