

Daily Economic Indicators 12 October 2023



Central Bank of Sri Lanka
Statistics Department

Real GDP Growth: 2023 Q2 -3.1%

NCPI Y-o-Y Change: August 2.1%

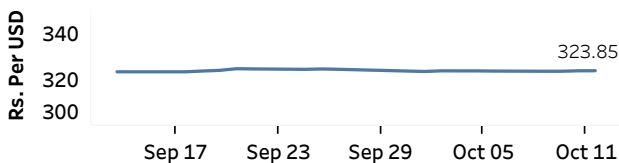
CCPI Y-o-Y Change: September 1.3%

Exchange Rates

(Rs. Per Unit)

12-Oct-23	TT Buying	TT Selling
USD	318.0688	328.8289
GBP	391.0078	406.8217
EUR	336.5029	351.5075
JPY	2.1247	2.2172

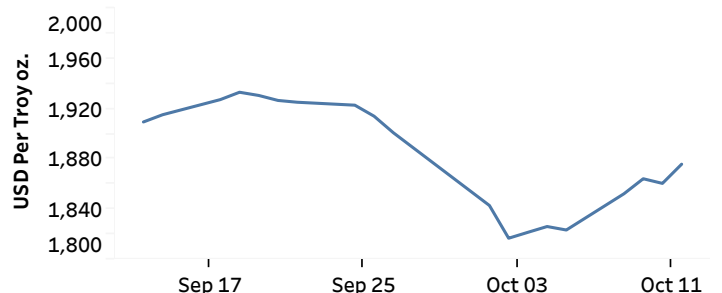
Indicative Rate of the USD/LKR Spot Exchange Rate



Source: Central Bank of Sri Lanka

Gold Price

10-Oct-23	11-Oct-23	12-Oct-23
USD 1,864.35	USD 1,860.64	USD 1,875.95



Source: Reuters

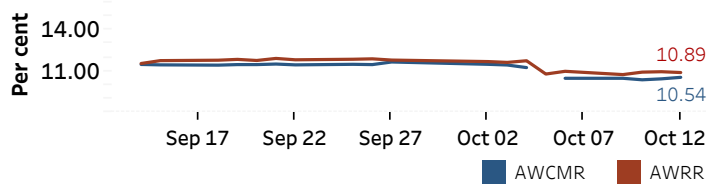
Money Market

Policy Rates: SDF Rate: 10.00%

SLF Rate: 11.00%

SRR: 2.00%

Overnight Money Market



Yield Rates of T-Bills

(per cent)

	Primary Market 11-Oct-23	Secondary Market 12-Oct-23 ^(a)
91 Day	16.64	16.05
182 Day	14.96	14.96
364 Day	13.10	-

Source: Central Bank of Sri Lanka

Overnight Liquidity (Rs. bn)	11-Oct-23	12-Oct-23
	-61.29	-110.61

Share Market

12-Oct-23

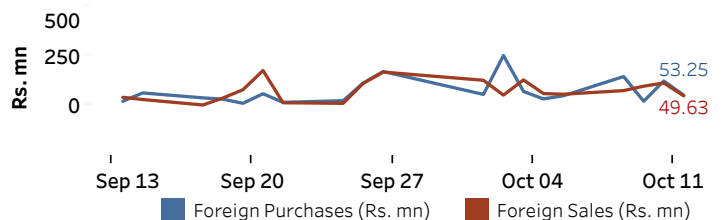
ASPI	▲	10,818.41
S&P SL20	▲	3,040.57

Daily Turnover

Rs.999.35 mn

Market Capitalisation	PE Ratio
Rs. 4,359.31 bn	11.24

Foreign Purchases and Sales

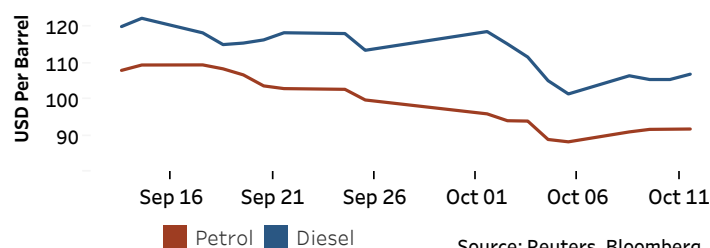


Source: Colombo Stock Exchange

Energy

Petroleum Products (USD per Barrel)

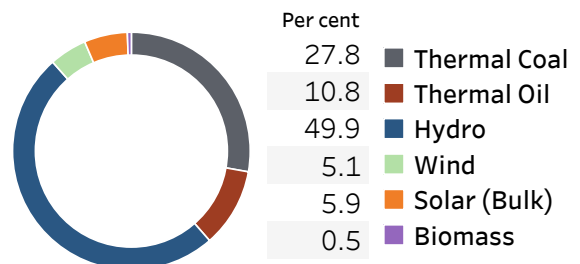
Crude Oil			Refined (Singapore Platts)		
13-Oct-23 ^(b)	11-Oct-23	12-Oct-23	Petrol	Diesel	Kerosene
Brent	WTI	OPEC	91.80	107.00	112.97
86.34	83.45	89.89			



Source: Reuters, Bloomberg

Electricity Generation

	11-Oct-23	12-Oct-23
Total Energy (GWh)	43.77	42.91
Peak Demand (MW)	2,022.90	2,050.50



Source: Ceylon Electricity Board

(a) Based on actual transactions above Rs. 50 mn reported up to 4.00 PM

(b) Updated at 8.00 AM

Published on 13-Oct-2023