



Real GDP Growth: 2023 Q2 -3.1%

NCPI Y-o-Y Change: August 2.1%

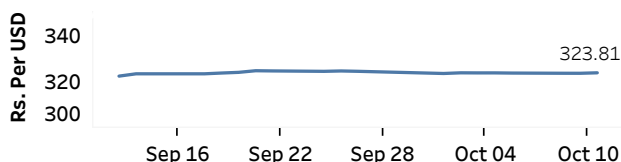
CCPI Y-o-Y Change: September 1.3%

Exchange Rates

(Rs. Per Unit)

11-Oct-23	TT Buying	TT Selling
USD	318.0267	328.7869
GBP	390.2107	406.0001
EUR	335.8812	350.8476
JPY	2.1309	2.2237

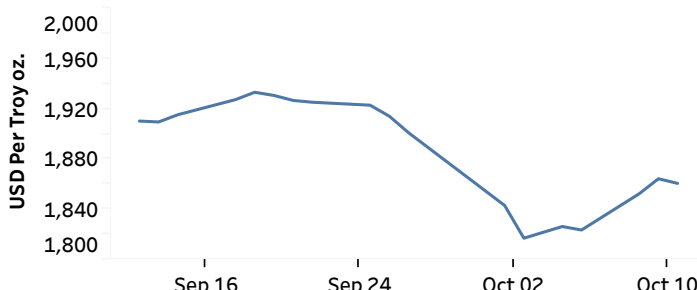
Indicative Rate of the USD/LKR Spot Exchange Rate



Source: Central Bank of Sri Lanka

Gold Price

09-Oct-23	10-Oct-23	11-Oct-23
USD 1,852.41	USD 1,864.35	USD 1,860.64



Source: Reuters

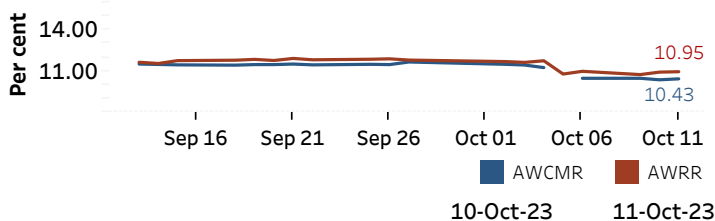
Money Market

Policy Rates: SDF Rate: 10.00%

SLF Rate: 11.00%

SRR: 2.00%

Overnight Money Market



Yield Rates of T-Bills

(per cent)

	Primary Market	Secondary Market
	11-Oct-23	11-Oct-23 ^(a)
91 Day	16.64	16.58
182 Day	14.96	15.01
364 Day	13.10	13.07

Source: Central Bank of Sri Lanka

Overnight Liquidity (Rs. bn)	10-Oct-23	11-Oct-23
	-24.69	-61.29

Share Market

11-Oct-23

ASPI	▼	10,675.30
S&P SL20	▼	2,997.85

Daily Turnover

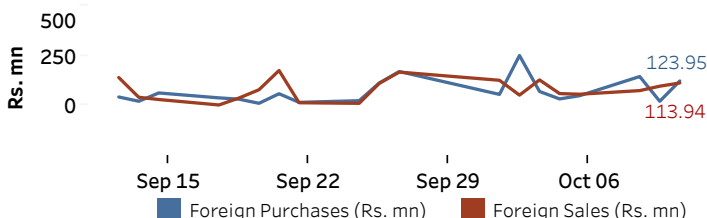
Rs.1,264.24 mn

Market Capitalisation

Rs. 4,316.38 bn

PE Ratio

11.13

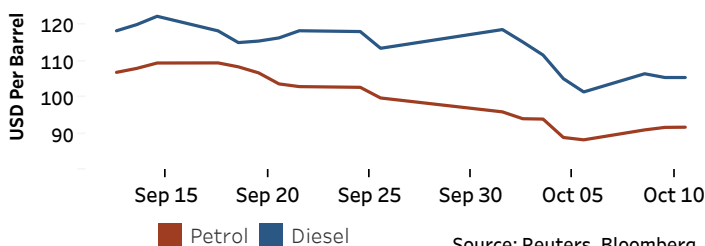


Source: Colombo Stock Exchange

Energy

Petroleum Products (USD per Barrel)

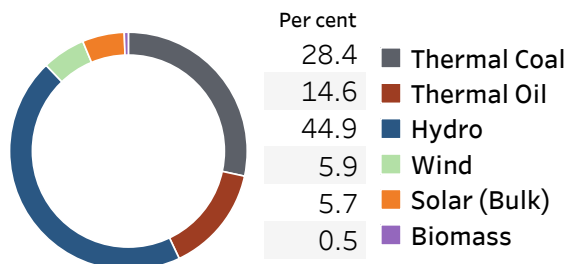
Crude Oil			Refined (Singapore Platts)		
12-Oct-23 ^(b)	10-Oct-23	11-Oct-23	10-Oct-23	11-Oct-23	11-Oct-23
Brent	WTI	OPEC	Petrol	Diesel	Kerosene
85.58	83.17	90.78	91.75	105.52	111.30



Source: Reuters, Bloomberg

Electricity Generation

	10-Oct-23	11-Oct-23
Total Energy (GWh)	44.16	43.77
Peak Demand (MW)	2,120.50	2,022.90



Source: Ceylon Electricity Board