

Daily Economic Indicators 10 October 2023



Central Bank of Sri Lanka
Statistics Department

Real GDP Growth: 2023 Q2 -3.1%

NCPI Y-o-Y Change: August 2.1%

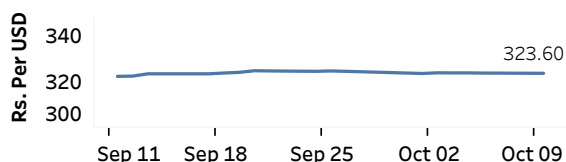
CCPI Y-o-Y Change: September 1.3%

Exchange Rates

(Rs. Per Unit)

10-Oct-23	TT Buying	TT Selling
USD	317.9102	328.7491
GBP	388.3004	403.9345
EUR	334.4937	349.3330
JPY	2.1345	2.2244

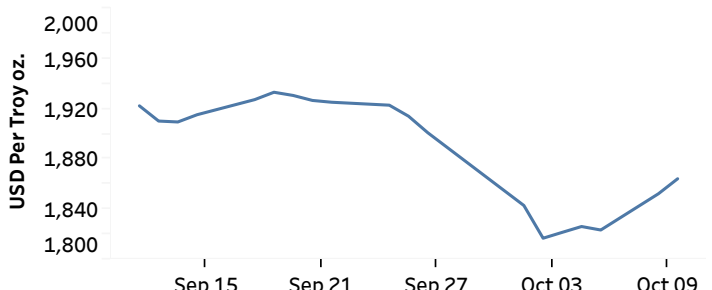
Indicative Rate of the USD/LKR Spot Exchange Rate



Source: Central Bank of Sri Lanka

Gold Price

06-Oct-23	09-Oct-23	10-Oct-23
USD 1,823.53	USD 1,852.41	USD 1,864.35



Source: Reuters

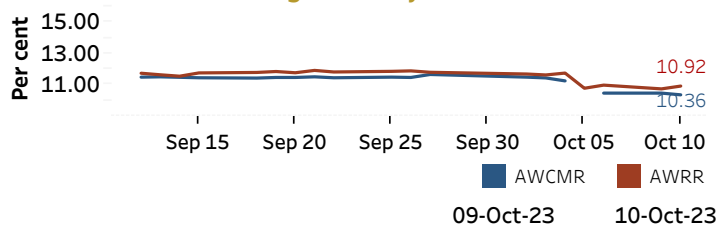
Money Market

Policy Rates: SDF Rate: 10.00%

SLF Rate: 11.00%

SRR: 2.00%

Overnight Money Market



Yield Rates of T-Bills

(per cent)

	Primary Market 04-Oct-23	Secondary Market 10-Oct-23 ^(a)
91 Day	17.22	-
182 Day	15.09	-
364 Day	13.16	-

Source: Central Bank of Sri Lanka

Overnight Liquidity (Rs. bn)	09-Oct-23	10-Oct-23
	-73.04	-24.69

Share Market

10-Oct-23

ASPI	▼	10,817.53
S&P SL20	▼	3,041.32

Daily Turnover

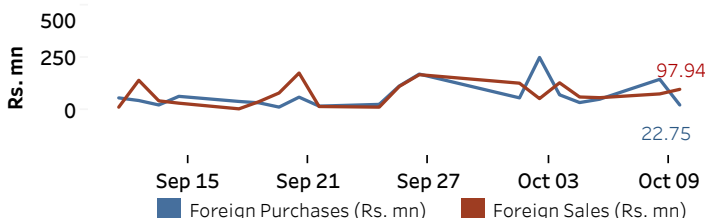
Rs.673.66 mn

Market Capitalisation

Rs. 4,372.15 bn

PE Ratio

11.27

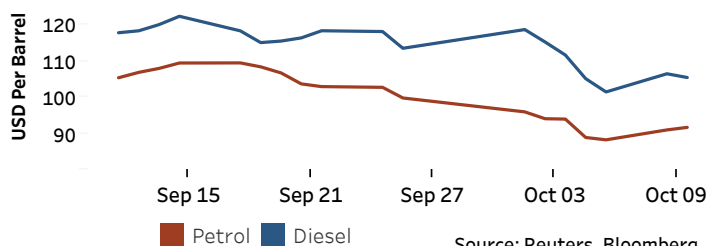


Source: Colombo Stock Exchange

Energy

Petroleum Products (USD per Barrel)

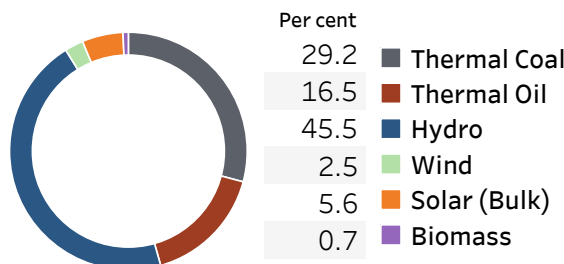
Crude Oil			Refined (Singapore Platts)		
11-Oct-23 ^(b)	09-Oct-23		10-Oct-23		
Brent	WTI	OPEC	Petrol	Diesel	Kerosene
87.73	85.98	89.99	91.70	105.52	111.30



Source: Reuters, Bloomberg

Electricity Generation

	09-Oct-23	10-Oct-23
Total Energy (GWh)	43.32	44.16
Peak Demand (MW)	2,073.20	2,120.50



Source: Ceylon Electricity Board

(a) Based on actual transactions above Rs. 50 mn reported up to 4.00 PM

(b) Updated at 8.00 AM

Published on 11-Oct-2023