

# Daily Economic Indicators 06 October 2023



Central Bank of Sri Lanka  
Statistics Department

Real GDP Growth: 2023 Q2 -3.1%

NCPI Y-o-Y Change: August 2.1%

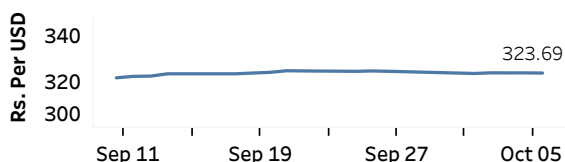
CCPI Y-o-Y Change: September 1.3%

## Exchange Rates

(Rs. Per Unit)

06-Oct-23	TT Buying	TT Selling
USD	318.2819	328.9108
GBP	386.9086	402.6170
EUR	334.0291	348.9973
JPY	2.1341	2.2269

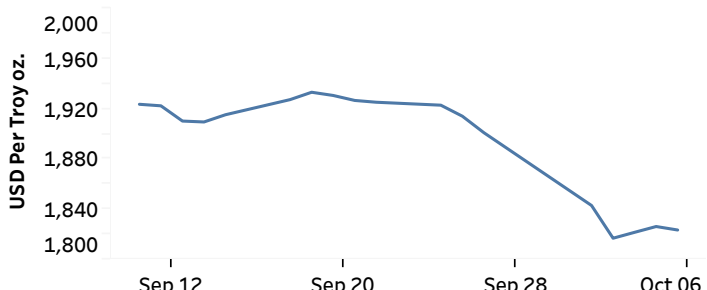
### Indicative Rate of the USD/LKR Spot Exchange Rate



Source: Central Bank of Sri Lanka

## Gold Price

04-Oct-23	05-Oct-23	06-Oct-23
USD 1,821.70	USD 1,826.31	USD 1,823.53



Source: Reuters

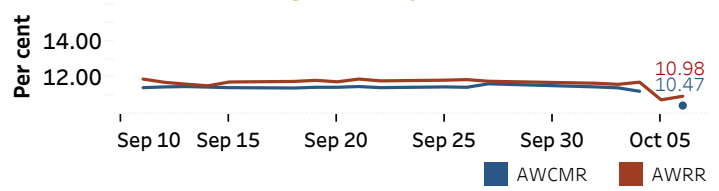
## Money Market

Policy Rates: SDF Rate: 10.00%

SLF Rate: 11.00%

SRR: 2.00%

### Overnight Money Market



### Yield Rates of T-Bills

(per cent)

	Primary Market 04-Oct-23	Secondary Market 06-Oct-23 <sup>(a)</sup>
91 Day	17.22	16.38
182 Day	15.09	-
364 Day	13.16	-

Source: Central Bank of Sri Lanka

Overnight Liquidity (Rs. bn)	05-Oct-23	06-Oct-23
	-107.96	124.40

## Share Market

06-Oct-23

ASPI	▼	10,987.12
S&P SL20	▼	3,100.80

### Daily Turnover

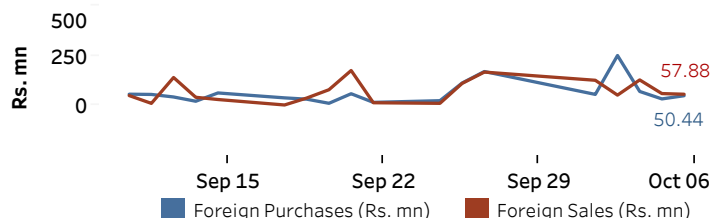
Rs.611.25 mn

Market Capitalisation

Rs. 4,434.37 bn

PE Ratio

5.93

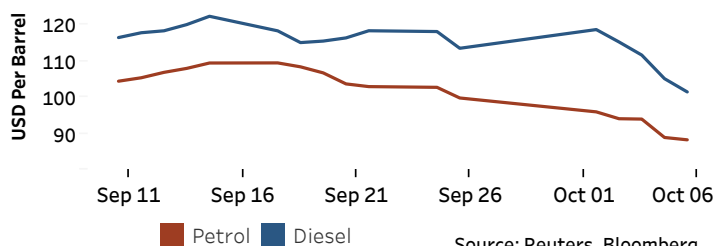


Source: Colombo Stock Exchange

## Energy

### Petroleum Products (USD per Barrel)

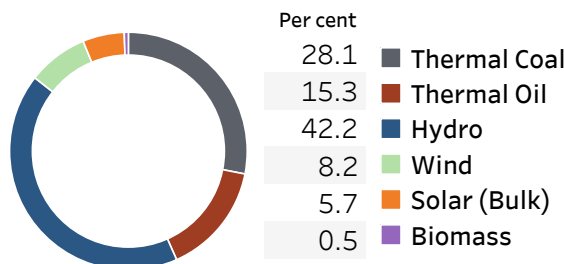
Crude Oil			Refined (Singapore Platts)		
09-Oct-23 <sup>(b)</sup>	05-Oct-23		06-Oct-23		
Brent	WTI	OPEC	Petrol	Diesel	Kerosene
88.46	88.69	88.51	88.25	101.52	107.50



Source: Reuters, Bloomberg

### Electricity Generation

	05-Oct-23	06-Oct-23
Total Energy (GWh)	43.11	43.68
Peak Demand (MW)	2,077.90	2,022.70



Source: Ceylon Electricity Board

(a) Based on actual transactions above Rs. 50 mn reported up to 4.00 PM

(b) Updated at 8.00 AM

Published on 09-Oct-2023