



Real GDP Growth: 2023 Q2 -3.1%

NCPI Y-o-Y Change: August 2.1%

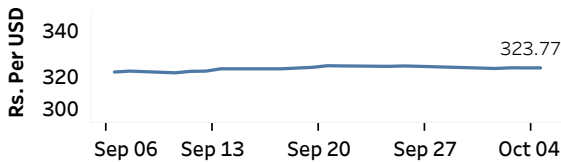
CCPI Y-o-Y Change: September 1.3%

### Exchange Rates

(Rs. Per Unit)

05-Oct-23	TT Buying	TT Selling
USD	318.2266	328.9081
GBP	386.0487	401.7335
EUR	333.3591	348.3054
JPY	2.1374	2.2287

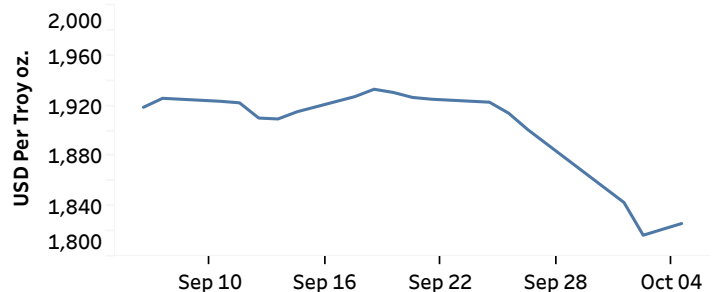
#### Indicative Rate of the USD/LKR Spot Exchange Rate



Source: Central Bank of Sri Lanka

### Gold Price

03-Oct-23	04-Oct-23	05-Oct-23
USD 1,817.00	USD 1,821.70	USD 1,826.31



Source: Reuters

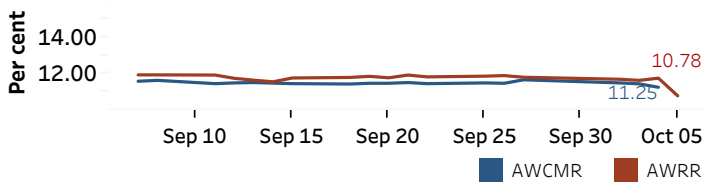
### Money Market

Policy Rates: SDF Rate: 10.00%

SLF Rate: 11.00%

SRR: 2.00%

#### Overnight Money Market



#### Yield Rates of T-Bills

(per cent)

	Primary Market 04-Oct-23	Secondary Market 05-Oct-23 <sup>(a)</sup>
91 Day	17.22	17.13
182 Day	15.09	-
364 Day	13.16	-

Source: Central Bank of Sri Lanka

Overnight Liquidity (Rs. bn)	04-Oct-23	05-Oct-23
	-86.98	-107.96

### Share Market

05-Oct-23

ASPI	▼	11,042.95
S&P SL20	▼	3,112.82

#### Daily Turnover

Rs.672.13 mn

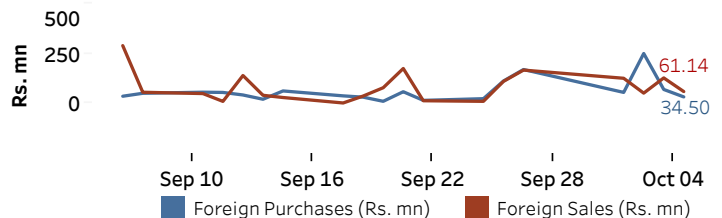
Market Capitalisation

Rs. 4,453.63 bn

PE Ratio

5.95

#### Foreign Purchases and Sales

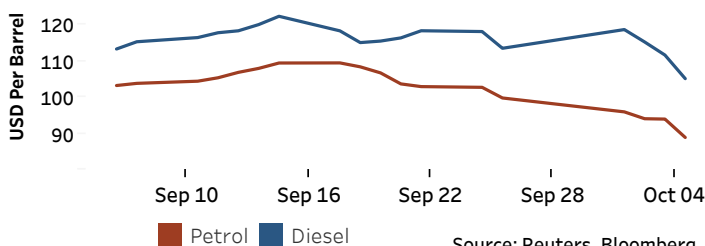


Source: Colombo Stock Exchange

### Energy

#### Petroleum Products (USD per Barrel)

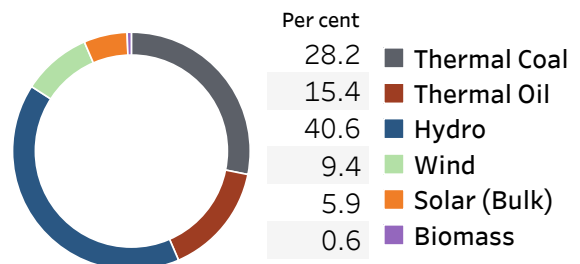
Crude Oil			Refined (Singapore Platts)		
06-Oct-23 <sup>(b)</sup>	04-Oct-23	05-Oct-23	Petrol	Diesel	Kerosene
Brent	WTI	OPEC	88.90	105.20	110.86
84.53	82.87	92.35			



Source: Reuters, Bloomberg

#### Electricity Generation

	04-Oct-23	05-Oct-23
Total Energy (GWh)	43.08	43.11
Peak Demand (MW)	2,069.40	2,077.90



Source: Ceylon Electricity Board