

Daily Economic Indicators 04 October 2023



Central Bank of Sri Lanka
Statistics Department

Real GDP Growth: 2023 Q2 -3.1%

NCPI Y-o-Y Change: August 2.1%

CCPI Y-o-Y Change: September 1.3%

Exchange Rates

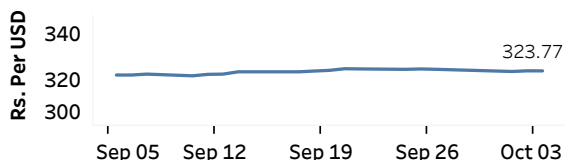
(Rs. Per Unit)

04-Oct-23	TT Buying	TT Selling
USD	318.1004	328.9126
GBP	383.0175	398.6902
EUR	331.3217	346.2563
JPY	2.1252	2.2159

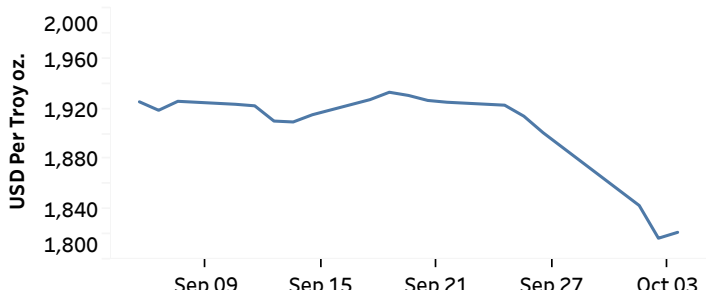
Gold Price

02-Oct-23	03-Oct-23	04-Oct-23
USD 1,843.04	USD 1,817.00	USD 1,821.70

Indicative Rate of the USD/LKR Spot Exchange Rate



Source: Central Bank of Sri Lanka



Source: Reuters

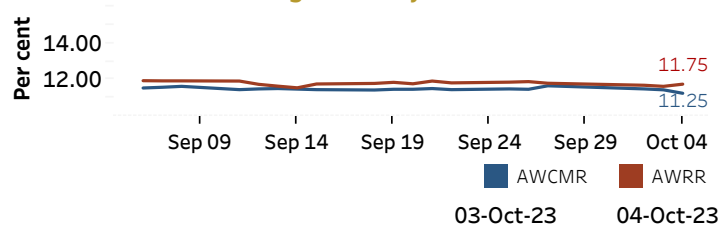
Money Market

Policy Rates: SDF Rate: 11.00%

SLF Rate: 12.00%

SRR: 2.00%

Overnight Money Market



Yield Rates of T-Bills

(per cent)

	Primary Market 04-Oct-23	Secondary Market 04-Oct-23 ^(a)
91 Day	17.22	17.23
182 Day	15.09	15.10
364 Day	13.16	13.15

Source: Central Bank of Sri Lanka

Overnight Liquidity (Rs. bn)	03-Oct-23	04-Oct-23
	16.98	-86.98

Share Market

04-Oct-23

ASPI	▲	11,080.79
S&P SL20	▲	3,121.29

Daily Turnover

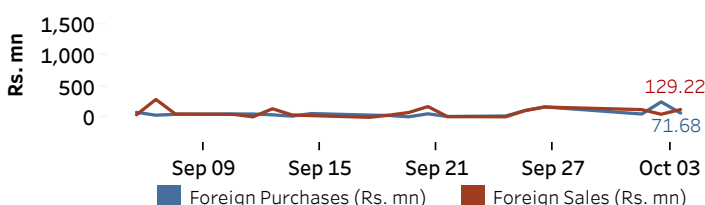
Rs. 874.30 mn

Market Capitalisation

Rs. 4,450.83 bn

PE Ratio

5.95

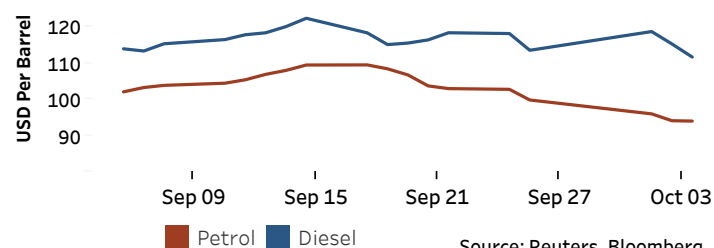


Source: Colombo Stock Exchange

Energy

Petroleum Products (USD per Barrel)

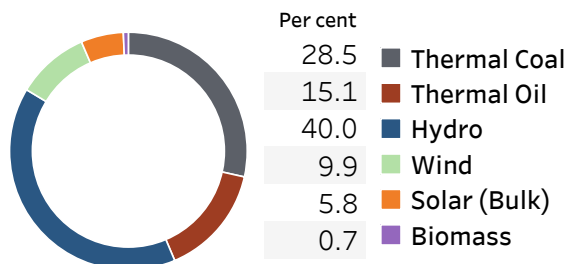
Crude Oil			Refined (Singapore Platts)		
05-Oct-23 ^(b)	03-Oct-23	04-Oct-23	Petrol	Diesel	Kerosene
Brent	WTI	OPEC	94.00	111.74	116.57
86.02	84.35	93.56			



Source: Reuters, Bloomberg

Electricity Generation

	03-Oct-23	04-Oct-23
Total Energy (GWh)	42.44	43.08
Peak Demand (MW)	2,012.60	2,069.40



Source: Ceylon Electricity Board

(a) Based on actual transactions above Rs. 50 mn reported up to 4.00 PM

(b) Updated at 8.00 AM

Published on 05-Oct-2023