



Real GDP Growth: 2023 Q2 -3.1%

NCPI Y-o-Y Change: August 2.1%

CCPI Y-o-Y Change: September 1.3%

### Exchange Rates

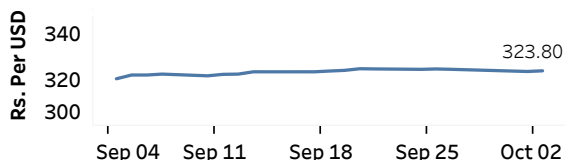
(Rs. Per Unit)

03-Oct-23	TT Buying	TT Selling
USD	318.3187	329.0008
GBP	383.8462	399.4243
EUR	331.8928	346.7900
JPY	2.1188	2.2094

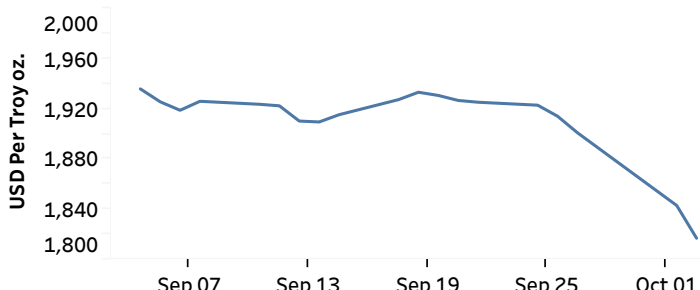
### Gold Price

27-Sep-23	02-Oct-23	03-Oct-23
USD 1,901.00	USD 1,843.04	USD 1,817.00

#### Indicative Rate of the USD/LKR Spot Exchange Rate



Source: Central Bank of Sri Lanka



Source: Reuters

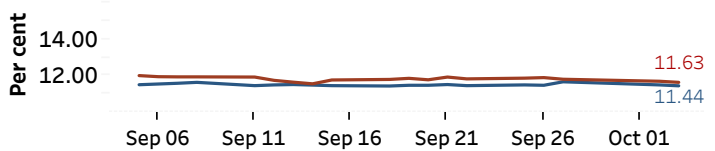
### Money Market

Policy Rates: SDF Rate: 11.00%

SLF Rate: 12.00%

SRR: 2.00%

#### Overnight Money Market



#### Yield Rates of T-Bills

(per cent)

	Primary Market 26-Sep-23	Secondary Market 03-Oct-23 <sup>(a)</sup>
91 Day	17.42	-
182 Day	15.13	15.18
364 Day	13.30	-

Source: Central Bank of Sri Lanka

Overnight Liquidity (Rs. bn)	02-Oct-23	03-Oct-23
	-114.34	16.98

### Share Market

03-Oct-23

ASPI ▼ 11,034.87

S&P SL20 ▼ 3,111.98

#### Daily Turnover

Rs. 854.52 mn

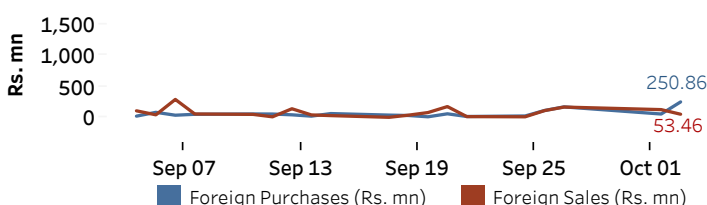
Market Capitalisation

Rs. 4,433.89 bn

PE Ratio

5.93

#### Foreign Purchases and Sales

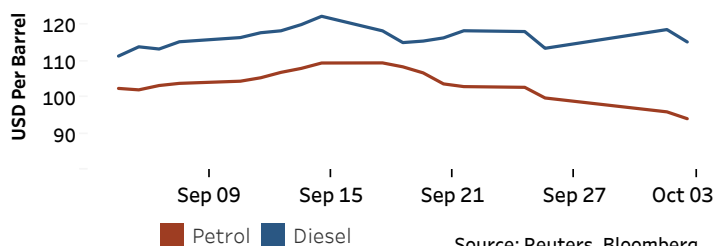


Source: Colombo Stock Exchange

### Energy

#### Petroleum Products (USD per Barrel)

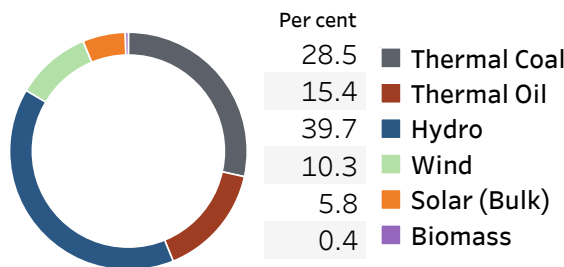
Crude Oil			Refined (Singapore Platts)		
04-Oct-23 <sup>(b)</sup>	02-Oct-23	03-Oct-23	Petrol	Diesel	Kerosene
Brent	WTI	OPEC	94.10	115.37	119.75
91.16	89.56	94.99			



Source: Reuters, Bloomberg

#### Electricity Generation

	02-Oct-23	03-Oct-23
Total Energy (GWh)	41.58	42.44
Peak Demand (MW)	2,017.30	2,012.60



Source: Ceylon Electricity Board