



Real GDP Growth: 2023 Q2 -3.1%

NCPI Y-o-Y Change: August 2.1%

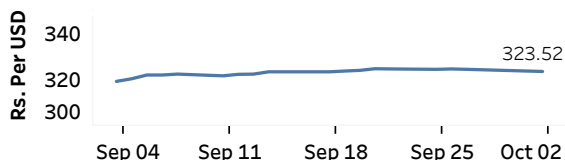
CCPI Y-o-Y Change: September 1.3%

## Exchange Rates

(Rs. Per Unit)

02-Oct-23	TT Buying	TT Selling
USD	318.2787	329.0139
GBP	387.3246	402.9878
EUR	334.9209	349.9490
JPY	2.1180	2.2108

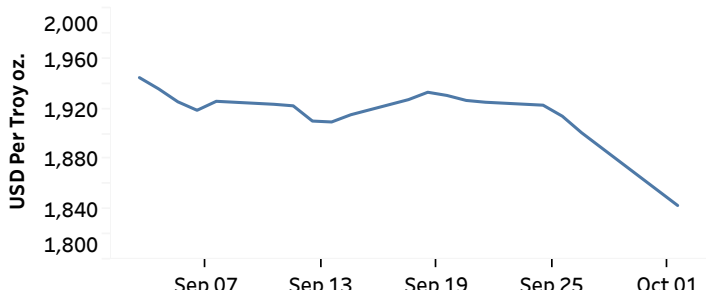
### Indicative Rate of the USD/LKR Spot Exchange Rate



Source: Central Bank of Sri Lanka

## Gold Price

26-Sep-23	27-Sep-23	02-Oct-23
USD 1,914.13	USD 1,901.00	USD 1,843.04



Source: Reuters

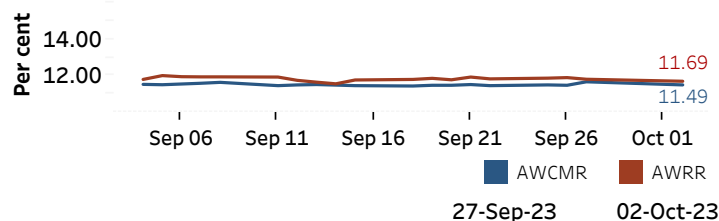
## Money Market

Policy Rates: SDF Rate: 11.00%

SLF Rate: 12.00%

SRR: 2.00%

### Overnight Money Market



### Yield Rates of T-Bills

(per cent)

	Primary Market 26-Sep-23	Secondary Market 02-Oct-23 <sup>(a)</sup>
91 Day	17.42	17.05
182 Day	15.13	15.30
364 Day	13.30	-

Source: Central Bank of Sri Lanka

Overnight Liquidity (Rs. bn)	27-Sep-23	02-Oct-23
	103.99	-114.34

## Share Market

02-Oct-23

ASPI	▼	11,163.76
S&P SL20	▼	3,150.71

### Daily Turnover

Rs.686.73 mn

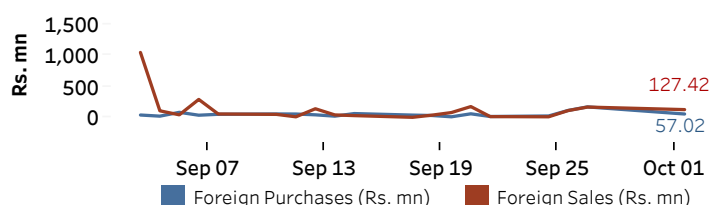
Market Capitalisation

Rs. 4,484.87 bn

PE Ratio

6.00

### Foreign Purchases and Sales

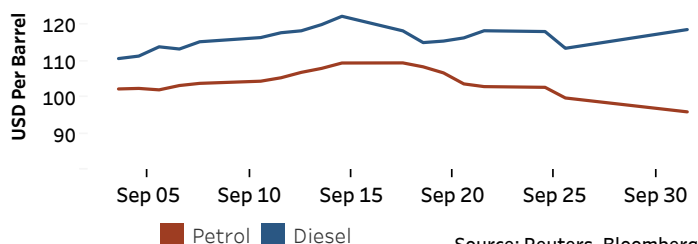


Source: Colombo Stock Exchange

## Energy

### Petroleum Products (USD per Barrel)

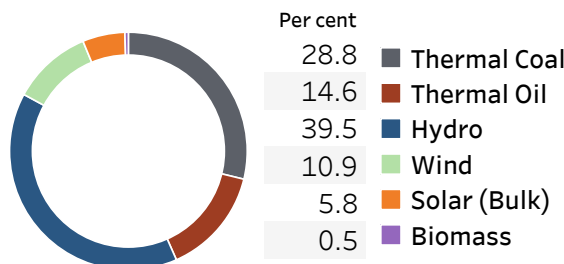
Crude Oil			Refined (Singapore Platts)		
03-Oct-23 <sup>(b)</sup>	27-Sep-23	02-Oct-23	Petrol	Diesel	Kerosene
Brent	WTI	OPEC	96.00	118.81	124.84
90.07	88.18	97.08			



Source: Reuters, Bloomberg

### Electricity Generation

	01-Oct-23	02-Oct-23
Total Energy (GWh)	35.29	41.58
Peak Demand (MW)	1,762.70	2,017.30



Source: Ceylon Electricity Board