

Daily Economic Indicators 27 September 2023



Central Bank of Sri Lanka
Statistics Department

Real GDP Growth: 2023 Q2 -3.1%

NCPI Y-o-Y Change: August 2.1%

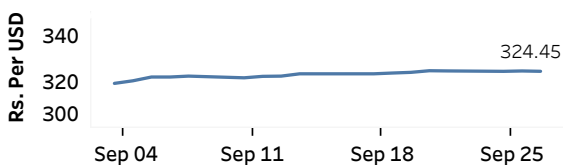
CCPI Y-o-Y Change: September 1.3%

Exchange Rates

(Rs. Per Unit)

27-Sep-23	TT Buying	TT Selling
USD	318.2642	328.9001
GBP	385.4166	401.2007
EUR	334.5254	349.5066
JPY	2.1285	2.2204

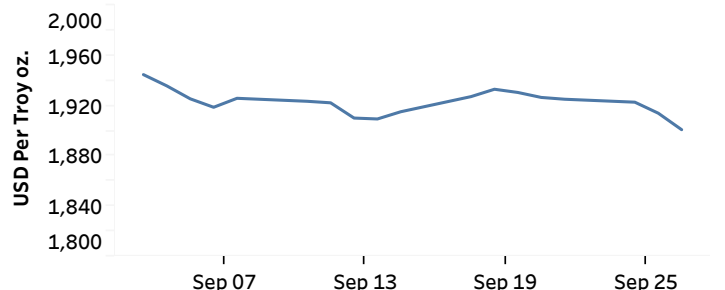
Indicative Rate of the USD/LKR Spot Exchange Rate



Source: Central Bank of Sri Lanka

Gold Price

25-Sep-23	26-Sep-23	27-Sep-23
USD 1,922.91	USD 1,914.13	USD 1,901.00



Source: Reuters

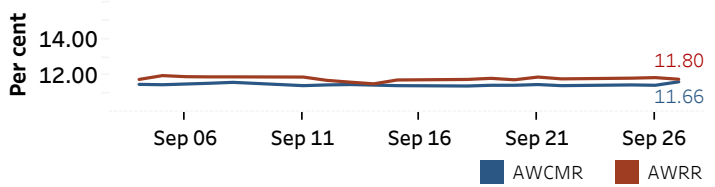
Money Market

Policy Rates: SDF Rate: 11.00%

SLF Rate: 12.00%

SRR: 2.00%

Overnight Money Market



Yield Rates of T-Bills

(per cent)

	Primary Market 26-Sep-23	Secondary Market 27-Sep-23 ^(a)
91 Day	17.42	16.00
182 Day	15.13	15.30
364 Day	13.30	-

Source: Central Bank of Sri Lanka

Overnight Liquidity (Rs. bn)	26-Sep-23	27-Sep-23
	-69.90	103.99

Share Market

27-Sep-23

ASPI	▲	11,335.61
S&P SL20	▲	3,197.72

Daily Turnover

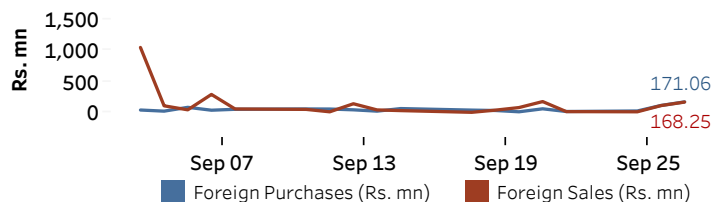
Rs. 1,394.03 mn

Market Capitalisation

Rs. 4,537.14 bn

PE Ratio

6.06

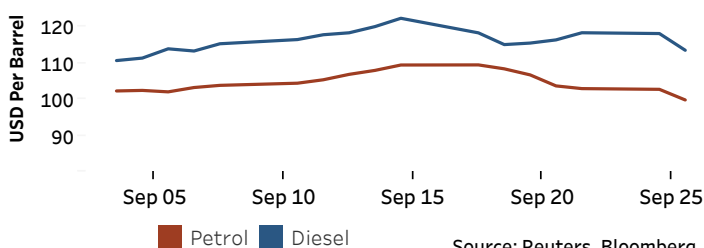


Source: Colombo Stock Exchange

Energy

Petroleum Products (USD per Barrel)

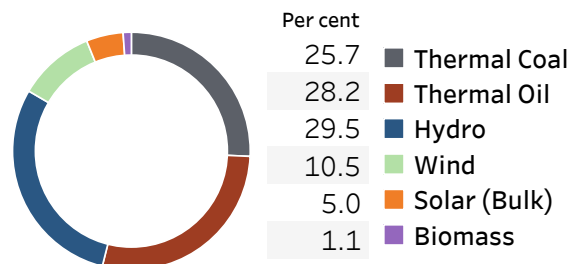
Crude Oil			Refined (Singapore Platts)		
02-Oct-23 ^(b)	27-Sep-23		26-Sep-23		
Brent	WTI	OPEC	Petrol	Diesel	Kerosene
92.48	91.08	97.08	99.85	113.62	119.51



Source: Reuters, Bloomberg

Electricity Generation

	26-Sep-23	27-Sep-23
Total Energy (GWh)	45.41	43.86
Peak Demand (MW)	2,094.00	2,024.20



Source: Ceylon Electricity Board

(a) Based on actual transactions above Rs. 50 mn reported up to 4.00 PM

(b) Updated at 8.00 AM

Published on 02-Oct-2023