



Real GDP Growth: 2023 Q2 -3.1%

NCPI Y-o-Y Change: August 2.1%

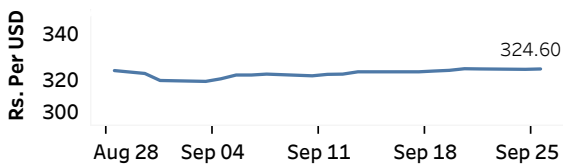
CCPI Y-o-Y Change: August 4.0%

## Exchange Rates

(Rs. Per Unit)

26-Sep-23	TT Buying	TT Selling
USD	318.7387	329.8014
GBP	387.9182	403.9233
EUR	335.7917	350.9559
JPY	2.1342	2.2266

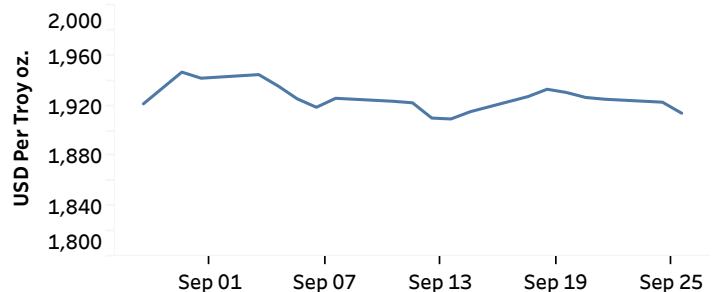
### Indicative Rate of the USD/LKR Spot Exchange Rate



Source: Central Bank of Sri Lanka

## Gold Price

22-Sep-23	25-Sep-23	26-Sep-23
USD 1,925.25	USD 1,922.91	USD 1,914.13



Source: Reuters

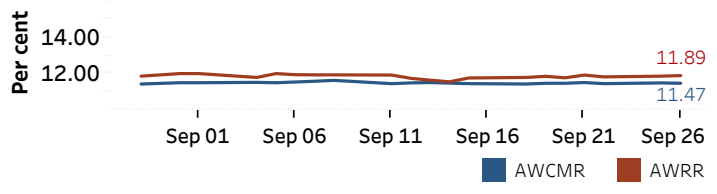
## Money Market

Policy Rates: SDF Rate: 11.00%

SLF Rate: 12.00%

SRR: 2.00%

### Overnight Money Market



Overnight Liquidity (Rs. bn)	25-Sep-23	26-Sep-23
	-68.96	-69.90

### Yield Rates of T-Bills

(per cent)

	Primary Market 26-Sep-23	Secondary Market 26-Sep-23 <sup>(a)</sup>
91 Day	17.42	17.34
182 Day	15.13	15.24
364 Day	13.30	13.23

Source: Central Bank of Sri Lanka

## Share Market

26-Sep-23

ASPI	▲	11,248.16
S&P SL20	▲	3,165.96

### Daily Turnover

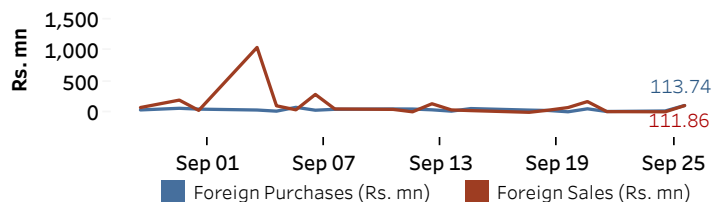
Rs.943.00 mn

Market Capitalisation

Rs. 4,503.52 bn

PE Ratio

6.01

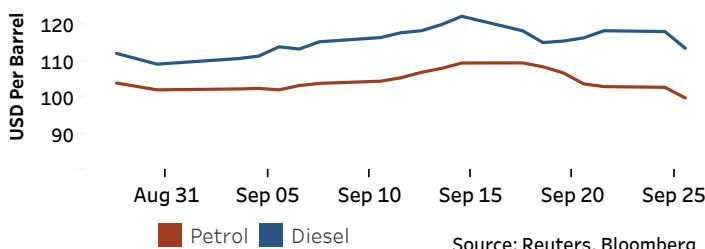


Source: Colombo Stock Exchange

## Energy

### Petroleum Products (USD per Barrel)

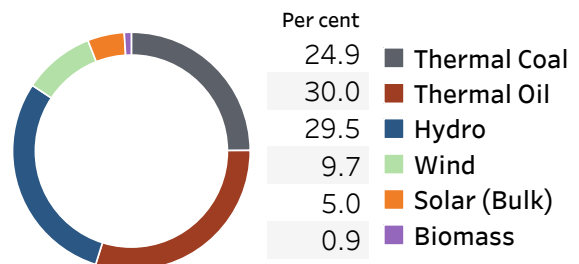
Crude Oil			Refined (Singapore Platts)		
27-Sep-23 <sup>(b)</sup>	25-Sep-23		26-Sep-23		
Brent	WTI	OPEC	Petrol	Diesel	Kerosene
94.67	91.08	95.31	99.85	113.62	119.51



Source: Reuters, Bloomberg

### Electricity Generation

	25-Sep-23	26-Sep-23
Total Energy (GWh)	44.72	45.41
Peak Demand (MW)	2,192.90	2,094.00



Source: Ceylon Electricity Board

(a) Based on actual transactions above Rs. 50 mn reported up to 4.00 PM

(b) Updated at 8.00 AM

Published on 27-Sep-2023