



Real GDP Growth: 2023 Q2 -3.1%

NCPI Y-o-Y Change: August 2.1%

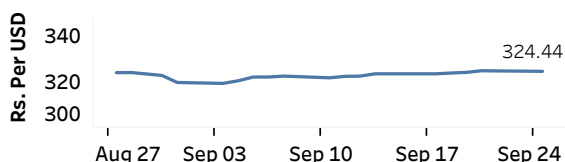
CCPI Y-o-Y Change: August 4.0%

Exchange Rates

(Rs. Per Unit)

25-Sep-23	TT Buying	TT Selling
USD	318.7387	329.7702
GBP	389.1705	405.3628
EUR	337.8544	353.0313
JPY	2.1392	2.2354

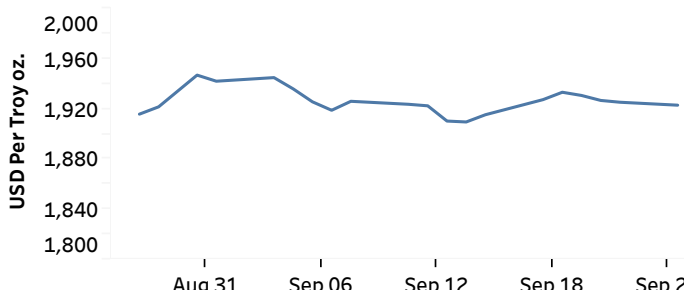
Indicative Rate of the USD/LKR Spot Exchange Rate



Source: Central Bank of Sri Lanka

Gold Price

21-Sep-23	22-Sep-23	25-Sep-23
USD 1,926.68	USD 1,925.25	USD 1,922.91



Source: Reuters

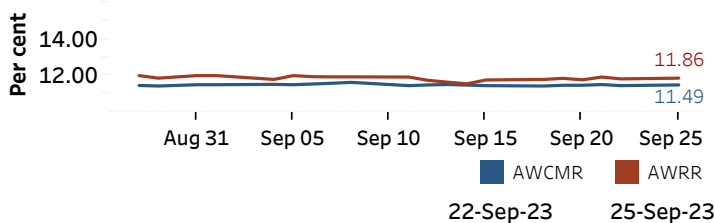
Money Market

Policy Rates: SDF Rate: 11.00%

SLF Rate: 12.00%

SRR: 2.00%

Overnight Money Market



Yield Rates of T-Bills

(per cent)

	Primary Market 20-Sep-23	Secondary Market 25-Sep-23 ^(a)
91 Day	18.12	17.00
182 Day	15.38	-
364 Day	13.32	-

Source: Central Bank of Sri Lanka

Overnight Liquidity (Rs. bn)	22-Sep-23	25-Sep-23
	58.39	-68.96

Share Market

25-Sep-23

ASPI	▼	11,216.50
S&P SL20	▼	3,164.52

Daily Turnover

Rs.550.02 mn

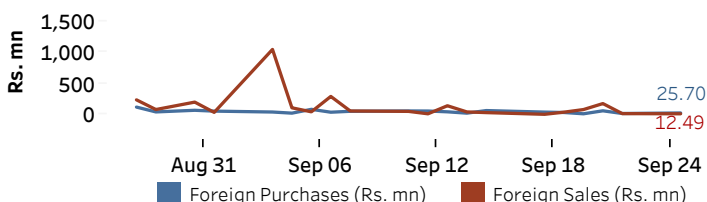
Market Capitalisation

Rs. 4,489.43 bn

PE Ratio

5.99

Foreign Purchases and Sales

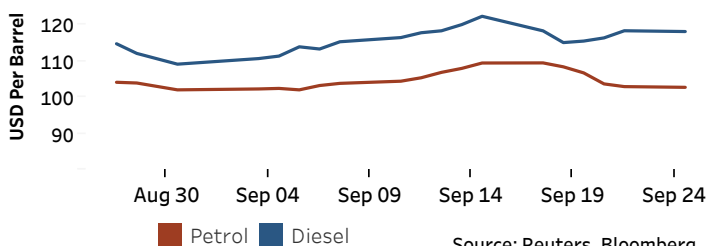


Source: Colombo Stock Exchange

Energy

Petroleum Products (USD per Barrel)

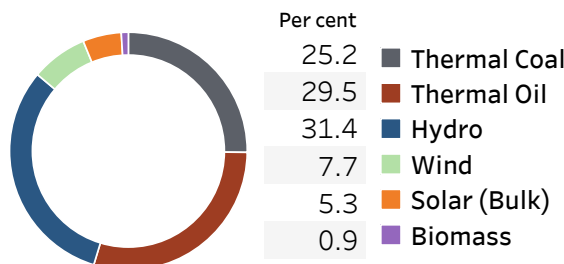
Crude Oil			Refined (Singapore Platts)		
26-Sep-23 ^(b)		22-Sep-23	25-Sep-23		
Brent	WTI	OPEC	Petrol	Diesel	Kerosene
93.28	89.74	95.73	102.80	118.26	123.65



Source: Reuters, Bloomberg

Electricity Generation

	24-Sep-23	25-Sep-23
Total Energy (GWh)	37.27	44.72
Peak Demand (MW)	1,905.60	2,192.90



Source: Ceylon Electricity Board

(a) Based on actual transactions above Rs. 50 mn reported up to 4.00 PM

(b) Updated at 8.00 AM

Published on 26-Sep-2023