

Daily Economic Indicators 22 September 2023



Central Bank of Sri Lanka
Statistics Department

Real GDP Growth: 2023 Q2 -3.1%

NCPI Y-o-Y Change: August 2.1%

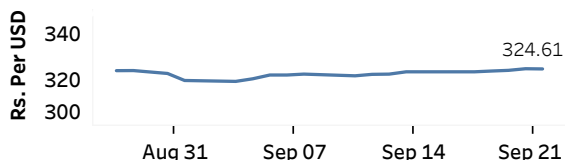
CCPI Y-o-Y Change: August 4.0%

Exchange Rates

(Rs. Per Unit)

22-Sep-23	TT Buying	TT Selling
USD	318.5188	329.5513
GBP	390.1992	406.2374
EUR	337.4686	352.8462
JPY	2.1448	2.2390

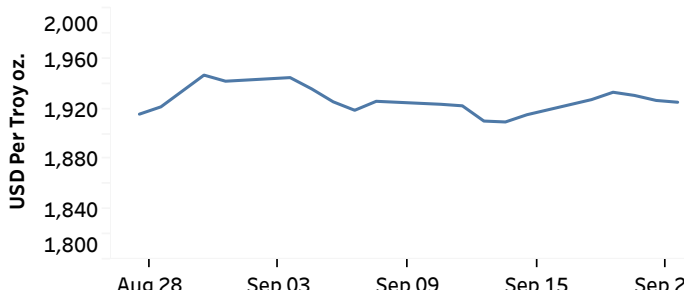
Indicative Rate of the USD/LKR Spot Exchange Rate



Source: Central Bank of Sri Lanka

Gold Price

20-Sep-23	21-Sep-23	22-Sep-23
USD 1,930.65	USD 1,926.68	USD 1,925.25



Source: Reuters

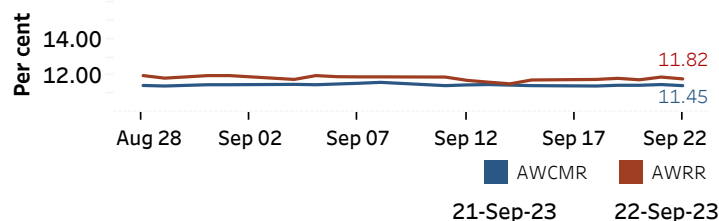
Money Market

Policy Rates: SDF Rate: 11.00%

SLF Rate: 12.00%

SRR: 2.00%

Overnight Money Market



Yield Rates of T-Bills

(per cent)

	Primary Market 20-Sep-23	Secondary Market 22-Sep-23 ^(a)
91 Day	18.12	17.30
182 Day	15.38	16.10
364 Day	13.32	-

Source: Central Bank of Sri Lanka

Overnight Liquidity (Rs. bn)	21-Sep-23	22-Sep-23
	-44.22	58.39

Share Market

22-Sep-23

ASPI	▲	11,256.52
S&P SL20	▲	3,178.59

Daily Turnover

Rs.1,109.23 mn

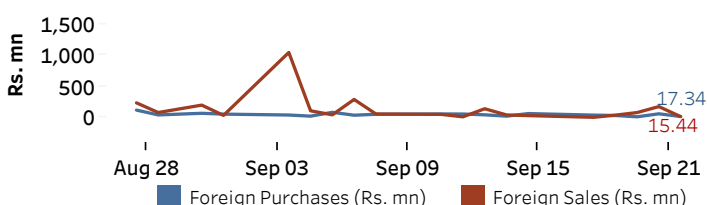
Market Capitalisation

Rs. 4,489.01 bn

PE Ratio

5.99

Foreign Purchases and Sales

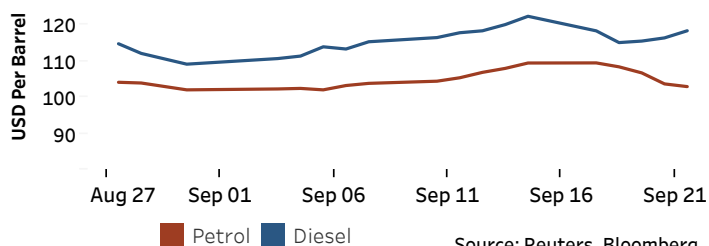


Source: Colombo Stock Exchange

Energy

Petroleum Products (USD per Barrel)

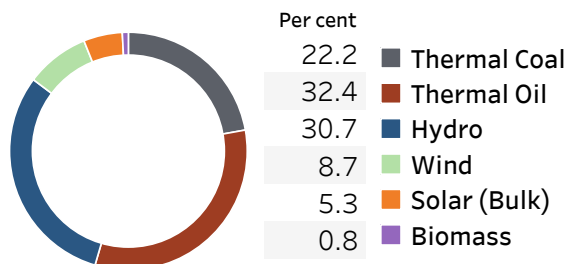
Crude Oil			Refined (Singapore Platts)		
25-Sep-23 ^(b)		21-Sep-23	22-Sep-23		
Brent	WTI	OPEC	Petrol	Diesel	Kerosene
93.41	90.16	95.01	103.00	118.48	124.59



Source: Reuters, Bloomberg

Electricity Generation

	21-Sep-23	22-Sep-23
Total Energy (GWh)	44.15	43.09
Peak Demand (MW)	2,129.60	2,061.90



Source: Ceylon Electricity Board

(a) Based on actual transactions above Rs. 50 mn reported up to 4.00 PM

(b) Updated at 8.00 AM

Published on 25-Sep-2023