



Real GDP Growth: 2023 Q2 -3.1%

NCPI Y-o-Y Change: August 2.1%

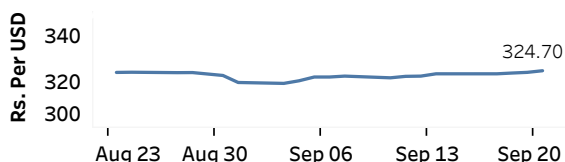
CCPI Y-o-Y Change: August 4.0%

Exchange Rates

(Rs. Per Unit)

21-Sep-23	TT Buying	TT Selling
USD	318.9021	329.9016
GBP	392.1542	408.2828
EUR	337.7531	353.0738
JPY	2.1422	2.2390

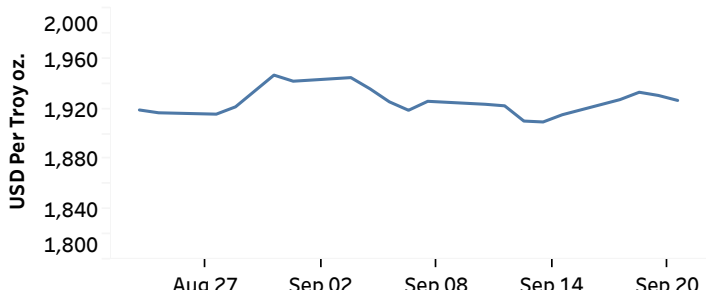
Indicative Rate of the USD/LKR Spot Exchange Rate



Source: Central Bank of Sri Lanka

Gold Price

19-Sep-23	20-Sep-23	21-Sep-23
USD 1,933.20	USD 1,930.65	USD 1,926.68



Source: Reuters

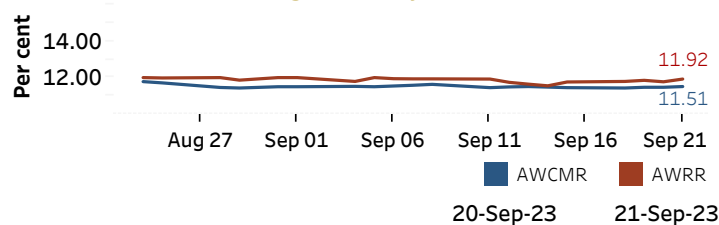
Money Market

Policy Rates: SDF Rate: 11.00%

SLF Rate: 12.00%

SRR: 2.00%

Overnight Money Market



Yield Rates of T-Bills

(per cent)

	Primary Market 20-Sep-23	Secondary Market 21-Sep-23 ^(a)
91 Day	18.12	18.15
182 Day	15.38	15.82
364 Day	13.32	-

Source: Central Bank of Sri Lanka

Overnight Liquidity (Rs. bn)

20-Sep-23: -32.35

21-Sep-23: -44.22

Share Market

21-Sep-23

ASPI ▼ 11,207.98

S&P SL20 ▼ 3,154.43

Daily Turnover

Rs.1,197.13 mn

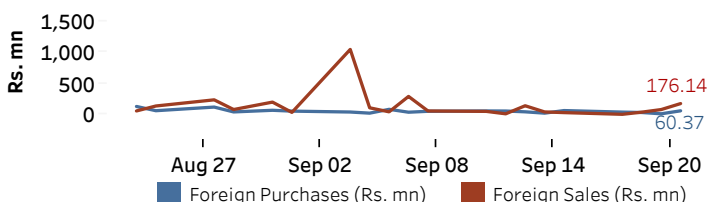
Market Capitalisation

Rs. 4,463.90 bn

PE Ratio

5.96

Foreign Purchases and Sales

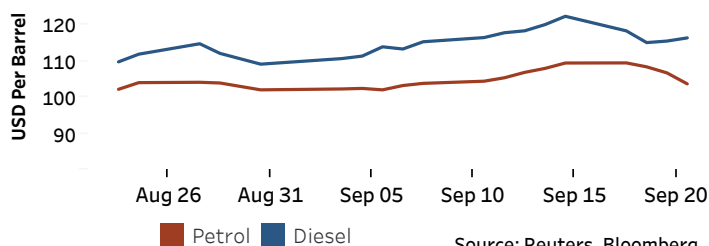


Source: Colombo Stock Exchange

Energy

Petroleum Products (USD per Barrel)

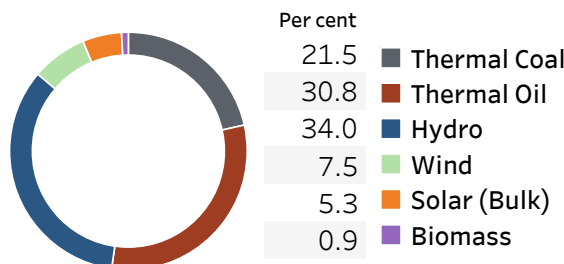
Crude Oil			Refined (Singapore Platts)		
22-Sep-23 ^(b)	20-Sep-23		21-Sep-23		
Brent	WTI	OPEC	Petrol	Diesel	Kerosene
93.70	90.11	95.82	103.75	116.50	122.91



Source: Reuters, Bloomberg

Electricity Generation

	20-Sep-23	21-Sep-23
Total Energy (GWh)	42.02	44.15
Peak Demand (MW)	2,126.30	2,129.60



Source: Ceylon Electricity Board

(a) Based on actual transactions above Rs. 50 mn reported up to 4.00 PM

(b) Updated at 8.00 AM

Published on 22-Sep-2023