



Real GDP Growth: 2023 Q2 -3.1%

NCPI Y-o-Y Change: July 4.6%

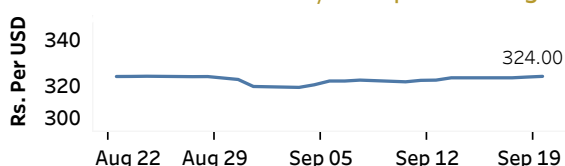
CCPI Y-o-Y Change: August 4.0%

Exchange Rates

(Rs. Per Unit)

20-Sep-23	TT Buying	TT Selling
USD	318.6982	329.9359
GBP	393.7333	410.5549
EUR	338.9876	354.6579
JPY	2.1484	2.2453

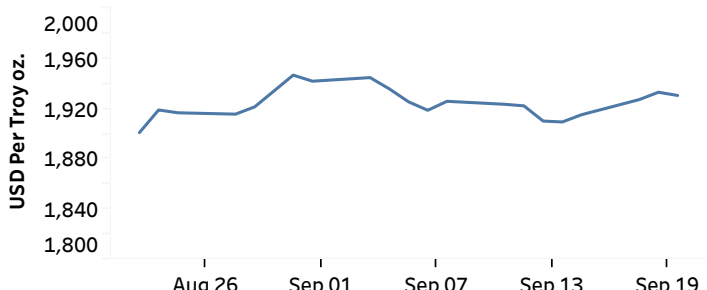
Indicative Rate of the USD/LKR Spot Exchange Rate



Source: Central Bank of Sri Lanka

Gold Price

18-Sep-23	19-Sep-23	20-Sep-23
USD 1,927.35	USD 1,933.20	USD 1,930.65



Source: Reuters

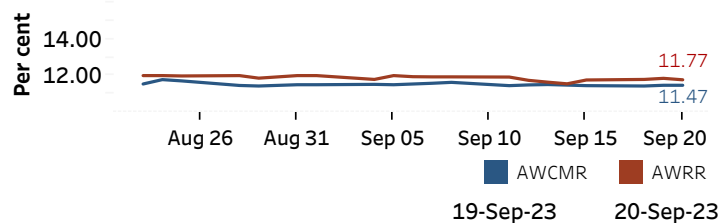
Money Market

Policy Rates: SDF Rate: 11.00%

SLF Rate: 12.00%

SRR: 2.00%

Overnight Money Market



Yield Rates of T-Bills

(per cent)

	Primary Market 20-Sep-23	Secondary Market 20-Sep-23 ^(a)
91 Day	18.12	18.13
182 Day	15.38	15.39
364 Day	13.32	13.47

Source: Central Bank of Sri Lanka

Overnight Liquidity (Rs. bn)	19-Sep-23	20-Sep-23
	-76.99	-32.35

Share Market

20-Sep-23

ASPI	▲	11,274.33
S&P SL20	▲	3,172.81

Daily Turnover

Rs.1,099.69 mn

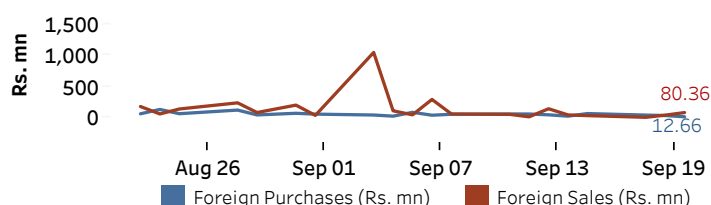
Market Capitalisation

Rs. 4,488.89 bn

PE Ratio

5.99

Foreign Purchases and Sales

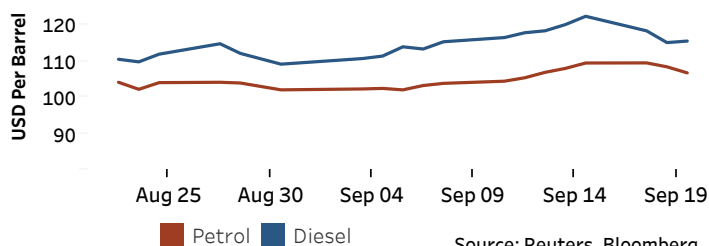


Source: Colombo Stock Exchange

Energy

Petroleum Products (USD per Barrel)

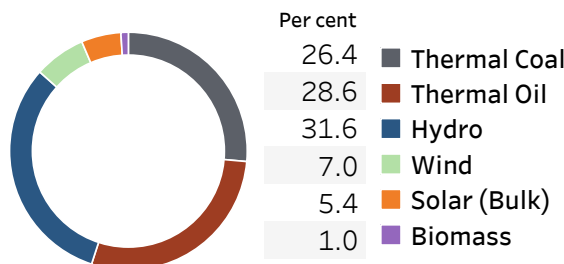
Crude Oil			Refined (Singapore Platts)		
21-Sep-23 ^(b)	19-Sep-23		20-Sep-23		
Brent	WTI	OPEC	Petrol	Diesel	Kerosene
93.05	90.28	97.00	106.80	115.62	121.76



Source: Reuters, Bloomberg

Electricity Generation

	19-Sep-23	20-Sep-23
Total Energy (GWh)	42.58	42.02
Peak Demand (MW)	1,985.80	2,126.30



Source: Ceylon Electricity Board