

# Daily Economic Indicators 19 September 2023



Central Bank of Sri Lanka  
Statistics Department

Real GDP Growth: 2023 Q2 -3.1%

NCPI Y-o-Y Change: July 4.6%

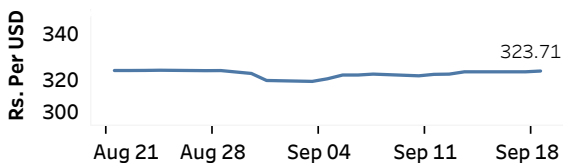
CCPI Y-o-Y Change: August 4.0%

## Exchange Rates

(Rs. Per Unit)

19-Sep-23	TT Buying	TT Selling
USD	318.2630	329.6034
GBP	392.9961	409.7921
EUR	338.6503	354.3157
JPY	2.1471	2.2440

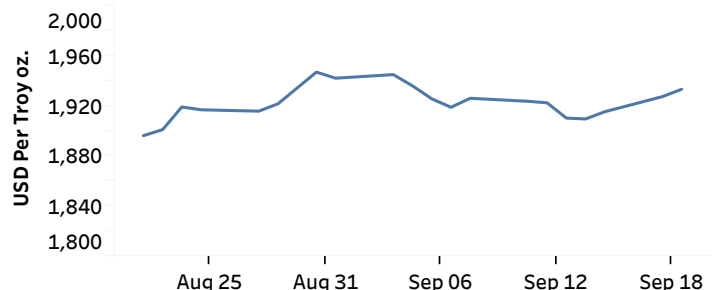
### Indicative Rate of the USD/LKR Spot Exchange Rate



Source: Central Bank of Sri Lanka

## Gold Price

15-Sep-23	18-Sep-23	19-Sep-23
USD 1,915.31	USD 1,927.35	USD 1,933.20



Source: Reuters

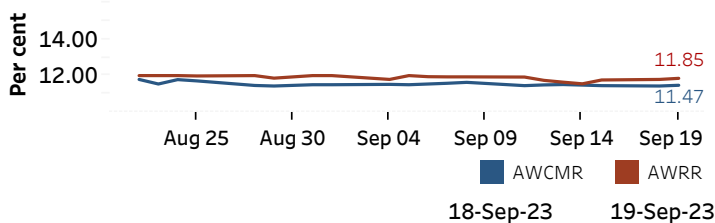
## Money Market

Policy Rates: SDF Rate: 11.00%

SLF Rate: 12.00%

SRR: 2.00%

### Overnight Money Market



Overnight Liquidity (Rs. bn)	18-Sep-23	19-Sep-23
	-72.39	-76.99

### Yield Rates of T-Bills

(per cent)

	Primary Market 13-Sep-23	Secondary Market 19-Sep-23 <sup>(a)</sup>
91 Day	18.16	17.85
182 Day	15.19	15.25
364 Day	13.35	-

Source: Central Bank of Sri Lanka

## Share Market

19-Sep-23

ASPI	▼	11,248.50
S&P SL20	▼	3,167.65

### Daily Turnover

Rs.900.23 mn

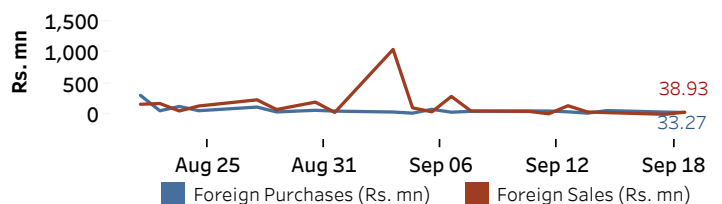
Market Capitalisation

Rs. 4,479.77 bn

PE Ratio

5.98

### Foreign Purchases and Sales

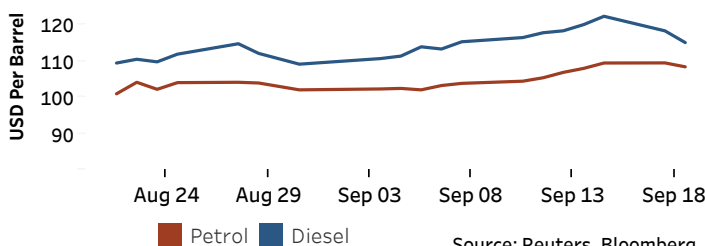


Source: Colombo Stock Exchange

## Energy

### Petroleum Products (USD per Barrel)

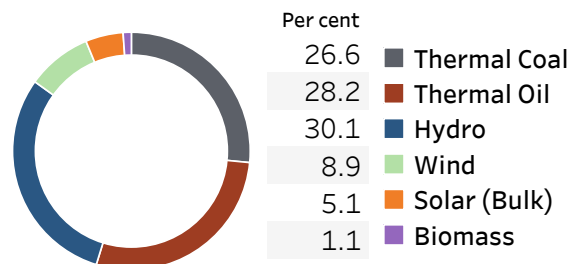
Crude Oil			Refined (Singapore Platts)		
20-Sep-23 <sup>(b)</sup>			19-Sep-23		
Brent	WTI	OPEC	Petrol	Diesel	Kerosene
94.16	91.21	96.93	108.48	115.20	121.05



Source: Reuters, Bloomberg

### Electricity Generation

	18-Sep-23	19-Sep-23
Total Energy (GWh)	42.52	42.58
Peak Demand (MW)	2,027.80	1,985.80



Source: Ceylon Electricity Board

(a) Based on actual transactions above Rs. 50 mn reported up to 4.00 PM

(b) Updated at 8.00 AM

Published on 20-Sep-2023