



Real GDP Growth: 2023 Q2 -3.1%

NCPI Y-o-Y Change: July 4.6%

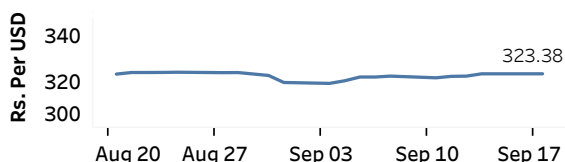
CCPI Y-o-Y Change: August 4.0%

## Exchange Rates

(Rs. Per Unit)

18-Sep-23	TT Buying	TT Selling
USD	317.6039	328.8363
GBP	392.4038	409.2155
EUR	337.1925	352.8325
JPY	2.1417	2.2385

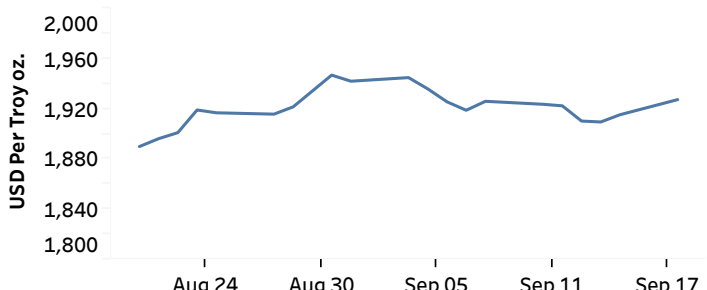
### Indicative Rate of the USD/LKR Spot Exchange Rate



Source: Central Bank of Sri Lanka

## Gold Price

14-Sep-23	15-Sep-23	18-Sep-23
USD 1,909.54	USD 1,915.31	USD 1,927.35



Source: Reuters

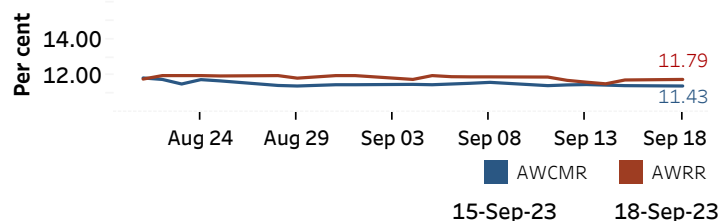
## Money Market

Policy Rates: SDF Rate: 11.00%

SLF Rate: 12.00%

SRR: 2.00%

### Overnight Money Market



### Yield Rates of T-Bills

(per cent)

	Primary Market 13-Sep-23	Secondary Market 18-Sep-23 <sup>(a)</sup>
91 Day	18.16	17.53
182 Day	15.19	15.27
364 Day	13.35	-

Source: Central Bank of Sri Lanka

Overnight Liquidity (Rs. bn)	15-Sep-23	18-Sep-23
	147.53	-72.39

## Share Market

18-Sep-23

ASPI	▼	11,363.64
S&P SL20	▼	3,213.42

### Daily Turnover

Rs.659.84 mn

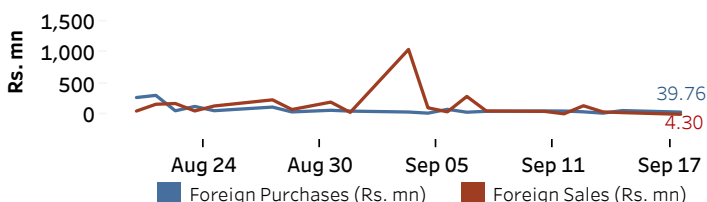
Market Capitalisation

Rs. 4,511.49 bn

PE Ratio

6.02

### Foreign Purchases and Sales

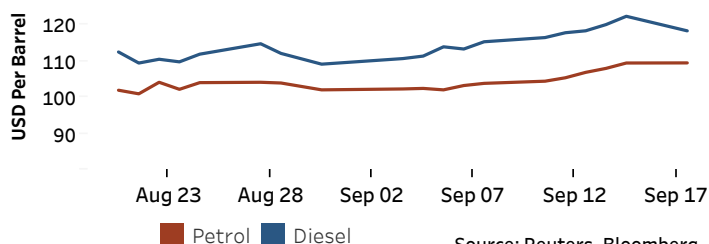


Source: Colombo Stock Exchange

## Energy

### Petroleum Products (USD per Barrel)

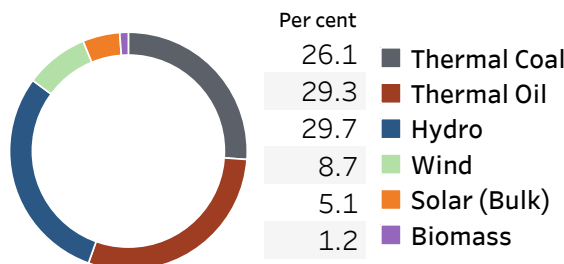
Crude Oil			Refined (Singapore Platts)		
19-Sep-23 <sup>(b)</sup>			18-Sep-23		
Brent	WTI	OPEC	Petrol	Diesel	Kerosene
94.76	92.43	96.87	109.57	118.45	124.08



Source: Reuters, Bloomberg

### Electricity Generation

	17-Sep-23	18-Sep-23
Total Energy (GWh)	37.36	42.52
Peak Demand (MW)	1,890.30	2,027.80



Source: Ceylon Electricity Board