



Real GDP Growth: 2023 Q2 -3.1%

NCPI Y-o-Y Change: July 4.6%

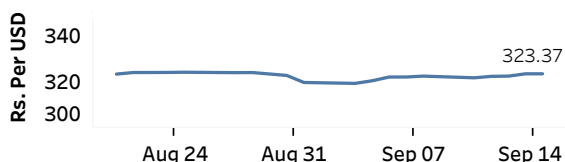
CCPI Y-o-Y Change: August 4.0%

Exchange Rates

(Rs. Per Unit)

15-Sep-23	TT Buying	TT Selling
USD	317.5436	328.8809
GBP	393.1371	410.1098
EUR	336.4764	352.1372
JPY	2.1435	2.2434

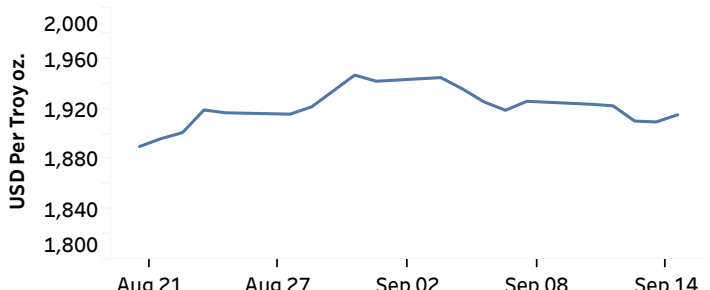
Indicative Rate of the USD/LKR Spot Exchange Rate



Source: Central Bank of Sri Lanka

Gold Price

13-Sep-23	14-Sep-23	15-Sep-23
USD 1,910.27	USD 1,909.54	USD 1,915.31



Source: Reuters

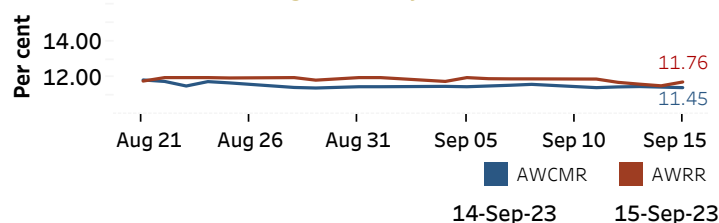
Money Market

Policy Rates: SDF Rate: 11.00%

SLF Rate: 12.00%

SRR: 2.00%

Overnight Money Market



Yield Rates of T-Bills

(per cent)

	Primary Market 13-Sep-23	Secondary Market 15-Sep-23 ^(a)
91 Day	18.16	17.42
182 Day	15.19	15.29
364 Day	13.35	-

Source: Central Bank of Sri Lanka

Overnight Liquidity (Rs. bn)	14-Sep-23	15-Sep-23
	37.34	147.53

Share Market

15-Sep-23

ASPI	▼	11,465.73
S&P SL20	▼	3,244.51

Daily Turnover

Rs. 784.05 mn

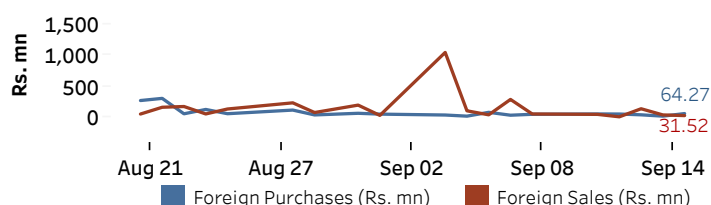
Market Capitalisation

Rs. 4,547.56 bn

PE Ratio

6.07

Foreign Purchases and Sales

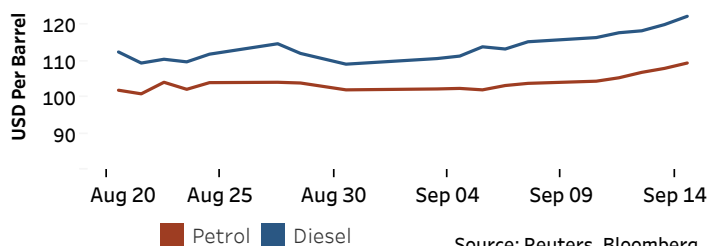


Source: Colombo Stock Exchange

Energy

Petroleum Products (USD per Barrel)

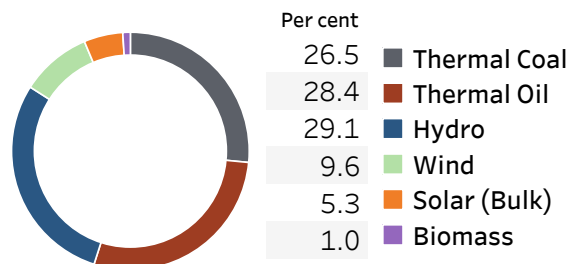
Crude Oil			Refined (Singapore Platts)		
18-Sep-23 ^(b)			15-Sep-23		
Brent	WTI	OPEC	Petrol	Diesel	Kerosene
94.21	91.13	95.70	109.54	122.49	128.36



Source: Reuters, Bloomberg

Electricity Generation

	14-Sep-23	15-Sep-23
Total Energy (GWh)	43.49	42.20
Peak Demand (MW)	2,081.60	2,093.00



Source: Ceylon Electricity Board