

Daily Economic Indicators 14 September 2023



Central Bank of Sri Lanka
Statistics Department

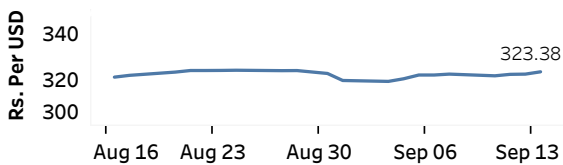
Real GDP Growth: 2023 Q1 -11.5% NCPI Y-o-Y Change: July 4.6% CPI Y-o-Y Change: August 4.0%

Exchange Rates

(Rs. Per Unit)

14-Sep-23	TT Buying	TT Selling
USD	318.0857	329.5704
GBP	396.3314	413.5047
EUR	340.1677	356.1193
JPY	2.1545	2.2532

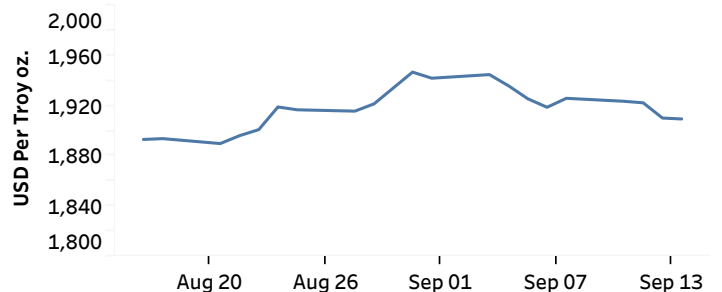
Indicative Rate of the USD/LKR Spot Exchange Rate



Source: Central Bank of Sri Lanka

Gold Price

12-Sep-23	13-Sep-23	14-Sep-23
USD 1,922.40	USD 1,910.27	USD 1,909.54

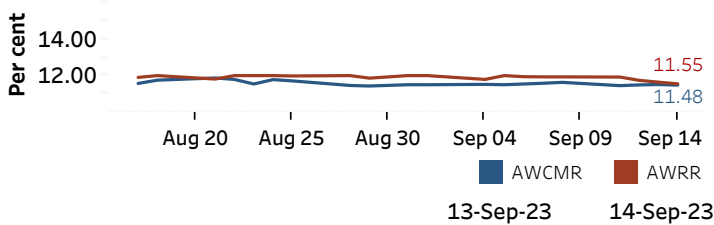


Source: Reuters

Money Market

Policy Rates: SDF Rate: 11.00% SLF Rate: 12.00% SRR: 2.00%

Overnight Money Market



Yield Rates of T-Bills

(per cent)

	Primary Market 13-Sep-23	Secondary Market 14-Sep-23 ^(a)
91 Day	18.16	18.14
182 Day	15.19	15.19
364 Day	13.35	-

Source: Central Bank of Sri Lanka

Overnight Liquidity (Rs. bn)	13-Sep-23	14-Sep-23
	-44.62	37.34

Share Market

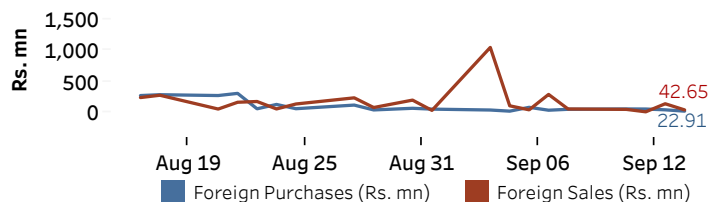
14-Sep-23

ASPI	▲	11,532.69
S&P SL20	▲	3,264.42

Daily Turnover

Rs.1,452.41 mn

Market Capitalisation	PE Ratio
Rs. 4,566.32 bn	6.10

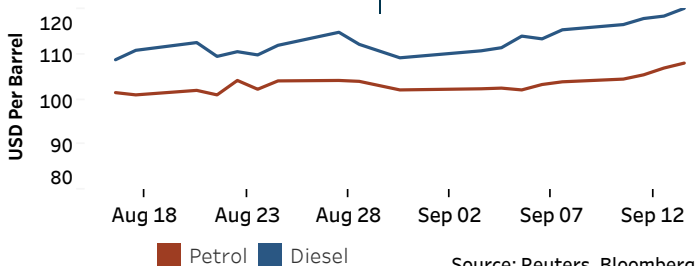


Source: Colombo Stock Exchange

Energy

Petroleum Products (USD per Barrel)

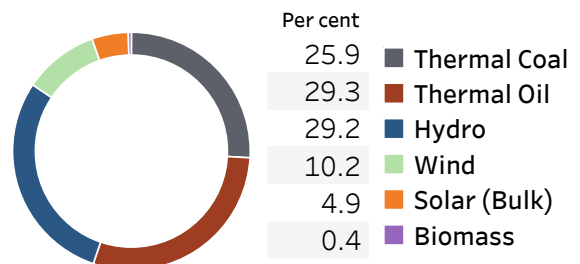
Crude Oil			Refined (Singapore Platts)		
15-Sep-23 ^(b)	12-Sep-23	14-Sep-23	13-Sep-23	14-Sep-23	14-Sep-23
Brent	WTI	OPEC	Petrol	Diesel	Kerosene
94.24	90.77	94.09	108.05	120.19	126.38



Source: Reuters, Bloomberg

Electricity Generation

	13-Sep-23	14-Sep-23
Total Energy (GWh)	44.13	43.49
Peak Demand (MW)	2,116.80	2,081.60



Source: Ceylon Electricity Board

(a) Based on actual transactions above Rs. 50 mn reported up to 4.00 PM

(b) Updated at 8.00 AM

Published on 15-Sep-2023