



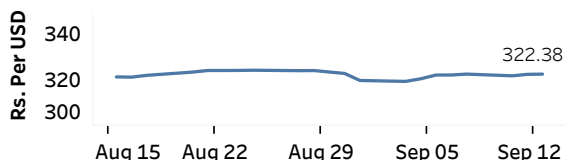
Real GDP Growth: 2023 Q1 -11.5% NCPI Y-o-Y Change: July 4.6% CCPI Y-o-Y Change: August 4.0%

Exchange Rates

(Rs. Per Unit)

13-Sep-23	TT Buying	TT Selling
USD	316.7737	328.5308
GBP	394.4617	411.5342
EUR	338.9680	354.8790
JPY	2.1413	2.2400

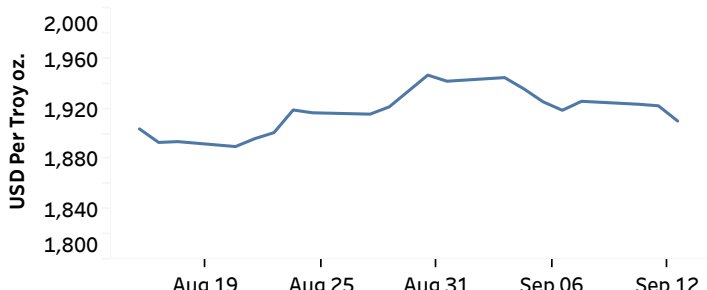
Indicative Rate of the USD/LKR Spot Exchange Rate



Source: Central Bank of Sri Lanka

Gold Price

11-Sep-23	12-Sep-23	13-Sep-23
USD 1,923.62	USD 1,922.40	USD 1,910.27

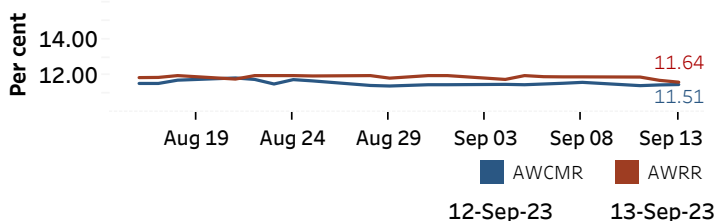


Source: Reuters

Money Market

Policy Rates: SDF Rate: 11.00% SLF Rate: 12.00% SRR: 2.00%

Overnight Money Market



Yield Rates of T-Bills

(per cent)

	Primary Market 13-Sep-23	Secondary Market 13-Sep-23 ^(a)
91 Day	18.16	18.11
182 Day	15.19	15.26
364 Day	13.35	13.57

Source: Central Bank of Sri Lanka

Overnight Liquidity (Rs. bn)	12-Sep-23	13-Sep-23
	-74.64	-44.62

Share Market

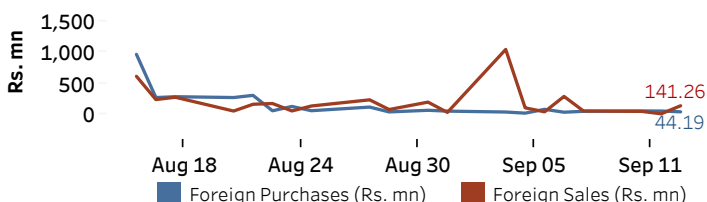
13-Sep-23

ASPI	▲	11,438.82
S&P SL20	▲	3,237.29

Daily Turnover

Rs.1,788.74 mn

Market Capitalisation	PE Ratio
Rs. 4,535.47 bn	6.06

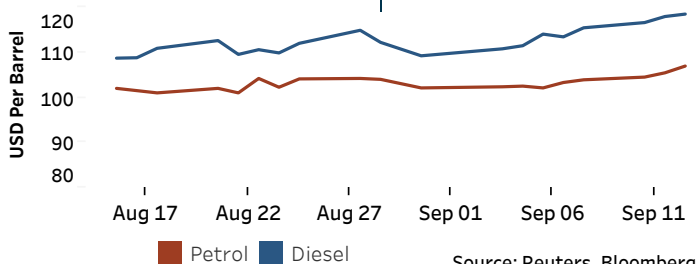


Source: Colombo Stock Exchange

Energy

Petroleum Products (USD per Barrel)

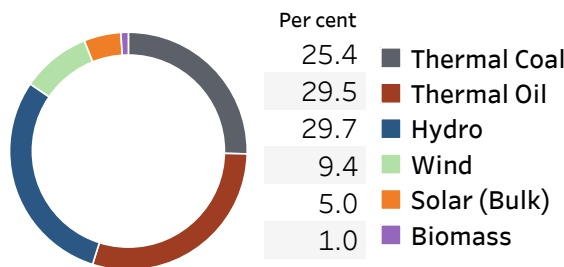
Crude Oil			Refined (Singapore Platts)		
14-Sep-23 ^(b)	12-Sep-23	13-Sep-23	12-Sep-23	13-Sep-23	13-Sep-23
Brent	WTI	OPEC	Petrol	Diesel	Kerosene
92.27	88.87	94.09	106.95	118.47	125.10



Source: Reuters, Bloomberg

Electricity Generation

	12-Sep-23	13-Sep-23
Total Energy (GWh)	43.51	44.13
Peak Demand (MW)	2,190.80	2,116.80



Source: Ceylon Electricity Board