

Daily Economic Indicators 12 September 2023



Central Bank of Sri Lanka
Statistics Department

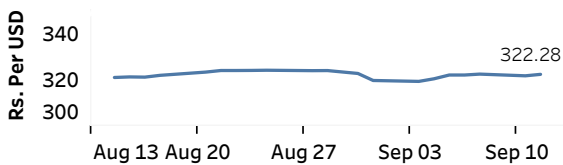
Real GDP Growth: 2023 Q1 -11.5% NCPI Y-o-Y Change: July 4.6% CCPI Y-o-Y Change: August 4.0%

Exchange Rates

(Rs. Per Unit)

12-Sep-23	TT Buying	TT Selling
USD	316.5407	327.9261
GBP	394.8818	412.0513
EUR	338.5441	354.4525
JPY	2.1484	2.2486

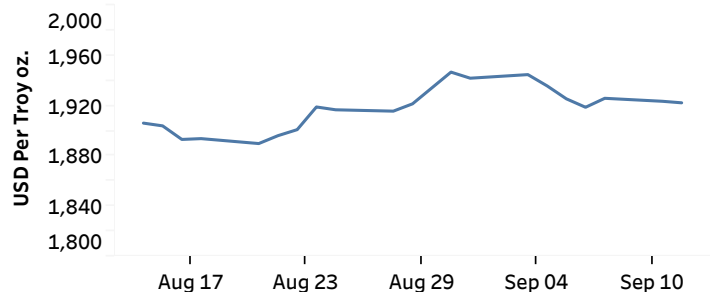
Indicative Rate of the USD/LKR Spot Exchange Rate



Source: Central Bank of Sri Lanka

Gold Price

08-Sep-23	11-Sep-23	12-Sep-23
USD 1,926.00	USD 1,923.62	USD 1,922.40

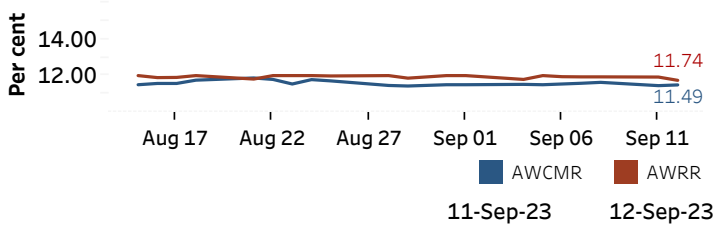


Source: Reuters

Money Market

Policy Rates: SDF Rate: 11.00% SLF Rate: 12.00% SRR: 2.00%

Overnight Money Market



Yield Rates of T-Bills

(per cent)

	Primary Market 06-Sep-23	Secondary Market 12-Sep-23 ^(a)
91 Day	18.46	16.00
182 Day	15.36	15.37
364 Day	13.58	-

Source: Central Bank of Sri Lanka

Overnight Liquidity (Rs. bn)	11-Sep-23	12-Sep-23
	-58.07	-74.64

Share Market

12-Sep-23

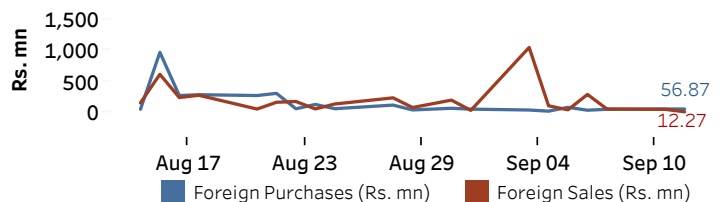
ASPI	▼	11,348.25
S&P SL20	▼	3,208.13

Daily Turnover

Rs.919.78 mn

Market Capitalisation	PE Ratio
Rs. 4,513.45 bn	6.03

Foreign Purchases and Sales

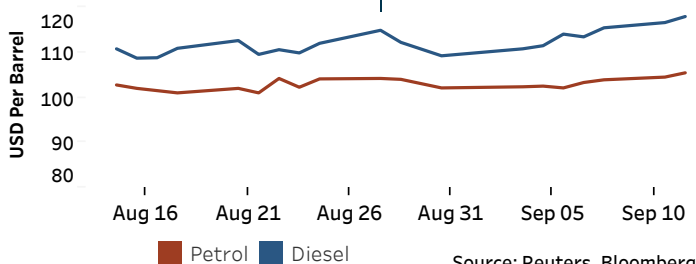


Source: Colombo Stock Exchange

Energy

Petroleum Products (USD per Barrel)

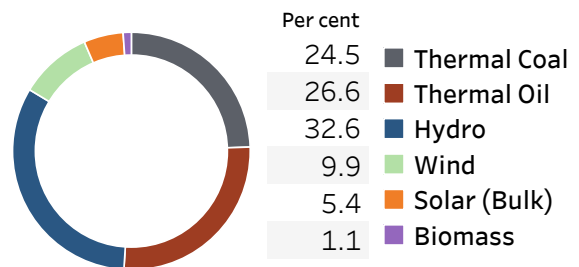
Crude Oil			Refined (Singapore Platts)		
13-Sep-23 ^(b)	11-Sep-23	12-Sep-23	13-Sep-23 ^(b)	11-Sep-23	12-Sep-23
Brent	WTI	OPEC	Petrol	Diesel	Kerosene
92.20	89.05	93.12	105.45	117.93	124.37



Source: Reuters, Bloomberg

Electricity Generation

	11-Sep-23	12-Sep-23
Total Energy (GWh)	42.19	43.51
Peak Demand (MW)	2,042.90	2,190.80



Source: Ceylon Electricity Board

(a) Based on actual transactions above Rs. 50 mn reported up to 4.00 PM

(b) Updated at 8.00 AM

Published on 13-Sep-2023