

Daily Economic Indicators 11 September 2023



Central Bank of Sri Lanka
Statistics Department

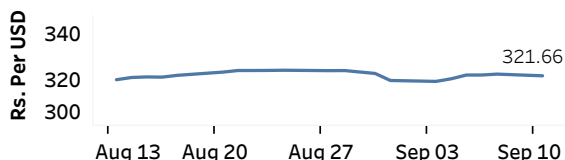
Real GDP Growth: 2023 Q1 -11.5% NCPI Y-o-Y Change: July 4.6% CCPI Y-o-Y Change: August 4.0%

Exchange Rates

(Rs. Per Unit)

11-Sep-23	TT Buying	TT Selling
USD	316.2925	327.6048
GBP	393.9225	411.2149
EUR	337.4802	353.4145
JPY	2.1483	2.2487

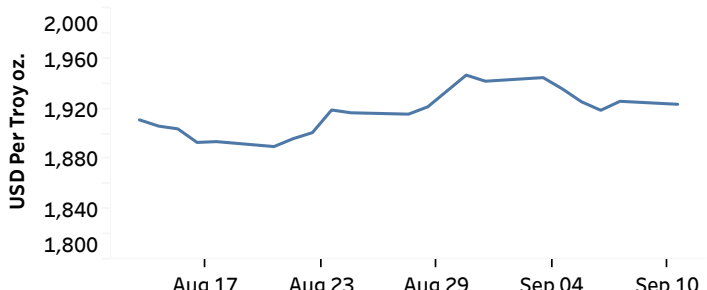
Indicative Rate of the USD/LKR Spot Exchange Rate



Source: Central Bank of Sri Lanka

Gold Price

07-Sep-23	08-Sep-23	11-Sep-23
USD 1,918.85	USD 1,926.00	USD 1,923.62

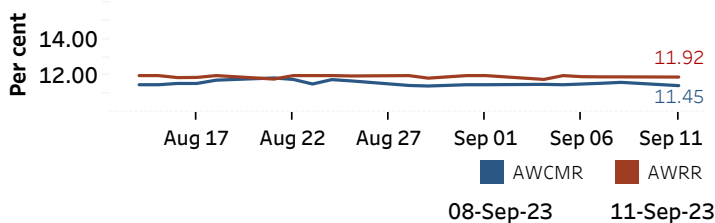


Source: Reuters

Money Market

Policy Rates: SDF Rate: 11.00% SLF Rate: 12.00% SRR: 2.00%

Overnight Money Market



Yield Rates of T-Bills

(per cent)

	Primary Market 06-Sep-23	Secondary Market 11-Sep-23 ^(a)
91 Day	18.46	-
182 Day	15.36	15.35
364 Day	13.58	-

Source: Central Bank of Sri Lanka

Overnight Liquidity (Rs. bn)	08-Sep-23	11-Sep-23
	131.58	-58.07

Share Market

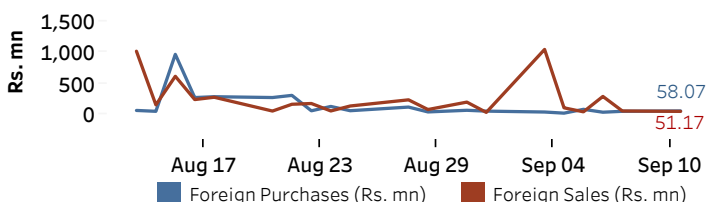
11-Sep-23

ASPI	▼	11,386.73
S&P SL20	▼	3,221.82

Daily Turnover

Rs.1,150.44 mn

Market Capitalisation	PE Ratio
Rs. 4,522.45 bn	6.04

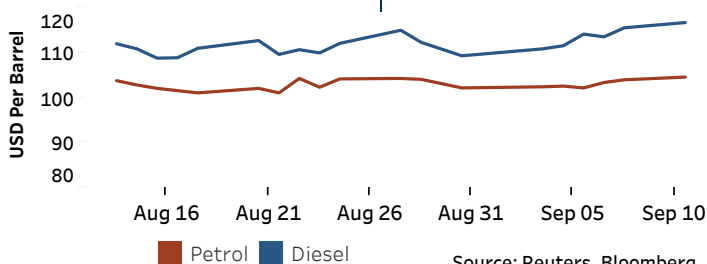


Source: Colombo Stock Exchange

Energy

Petroleum Products (USD per Barrel)

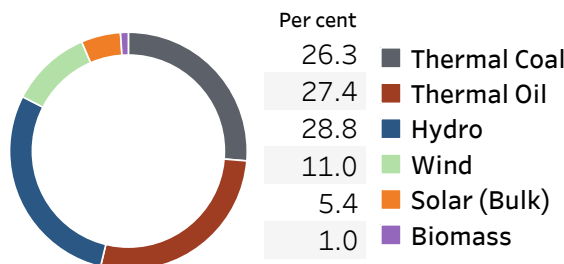
Crude Oil			Refined (Singapore Platts)		
12-Sep-23 ^(b)	08-Sep-23		11-Sep-23		
Brent	WTI	OPEC	Petrol	Diesel	Kerosene
90.67	87.36	92.84	104.50	116.59	123.71



Source: Reuters, Bloomberg

Electricity Generation

	10-Sep-23	11-Sep-23
Total Energy (GWh)	36.35	42.19
Peak Demand (MW)	1,836.00	2,042.90



Source: Ceylon Electricity Board

(a) Based on actual transactions above Rs. 50 mn reported up to 4.00 PM

(b) Updated at 8.00 AM

Published on 12-Sep-2023