



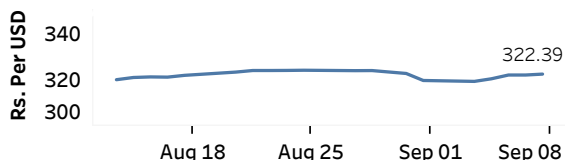
Real GDP Growth: 2023 Q1 -11.5%    NCPI Y-o-Y Change: July 4.6%    CCPI Y-o-Y Change: August 4.0%

## Exchange Rates

(Rs. Per Unit)

08-Sep-23	TT Buying	TT Selling
USD	316.3124	327.9947
GBP	394.2211	411.6973
EUR	337.5267	353.6961
JPY	2.1410	2.2405

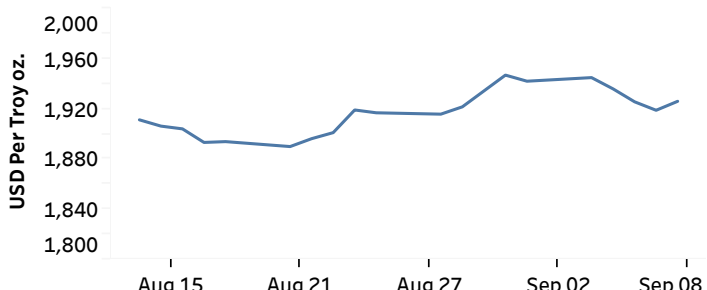
### Indicative Rate of the USD/LKR Spot Exchange Rate



Source: Central Bank of Sri Lanka

## Gold Price

06-Sep-23	07-Sep-23	08-Sep-23
USD 1,925.60	USD 1,918.85	USD 1,926.00

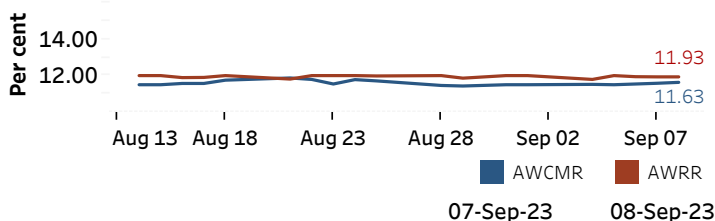


Source: Reuters

## Money Market

Policy Rates: SDF Rate: 11.00%    SLF Rate: 12.00%    SRR: 2.00%

### Overnight Money Market



### Yield Rates of T-Bills

(per cent)

	Primary Market 06-Sep-23	Secondary Market 08-Sep-23 <sup>(a)</sup>
91 Day	18.46	17.07
182 Day	15.36	15.36
364 Day	13.58	-

Source: Central Bank of Sri Lanka

Overnight Liquidity (Rs. bn)	07-Sep-23	08-Sep-23
	-53.24	131.58

## Share Market

08-Sep-23

ASPI ▲ 11,466.07  
S&P SL20 ▲ 3,248.36

### Daily Turnover

Rs.1,140.88 mn

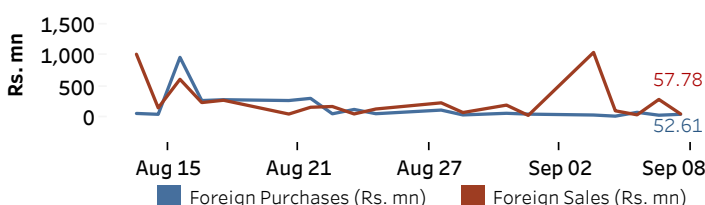
Market Capitalisation

Rs. 4,545.30 bn

PE Ratio

6.07

### Foreign Purchases and Sales

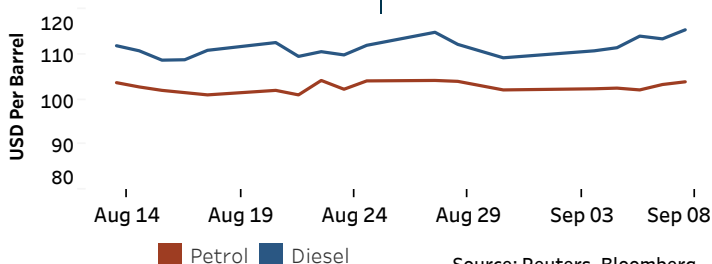


Source: Colombo Stock Exchange

## Energy

### Petroleum Products (USD per Barrel)

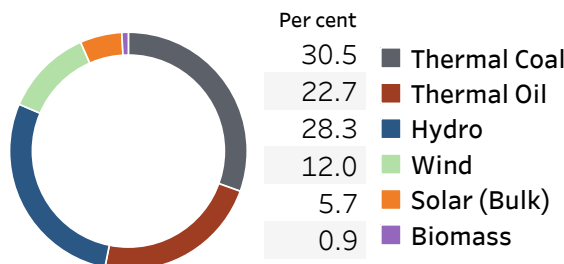
Crude Oil			Refined (Singapore Platts)		
11-Sep-23 <sup>(b)</sup>	07-Sep-23	08-Sep-23	07-Sep-23	08-Sep-23	08-Sep-23
Brent	WTI	OPEC	Petrol	Diesel	Kerosene
90.28	86.88	92.97	103.90	115.43	122.24



Source: Reuters, Bloomberg

### Electricity Generation

	07-Sep-23	08-Sep-23
Total Energy (GWh)	41.64	40.32
Peak Demand (MW)	1,986.60	2,049.90



Source: Ceylon Electricity Board