



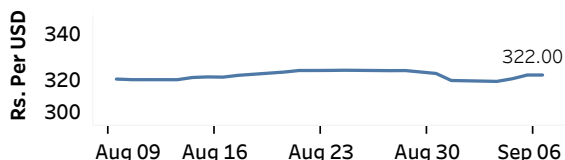
Real GDP Growth: 2023 Q1 -11.5%    NCPI Y-o-Y Change: July 4.6%    CCPI Y-o-Y Change: August 4.0%

## Exchange Rates

(Rs. Per Unit)

| 07-Sep-23 | TT Buying | TT Selling |
|-----------|-----------|------------|
| USD       | 316.2754  | 328.0638   |
| GBP       | 394.2287  | 411.8481   |
| EUR       | 337.3450  | 354.2402   |
| JPY       | 2.1312    | 2.2347     |

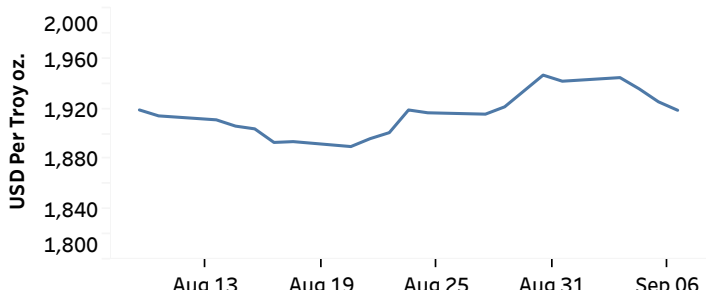
### Indicative Rate of the USD/LKR Spot Exchange Rate



Source: Central Bank of Sri Lanka

## Gold Price

| 05-Sep-23    | 06-Sep-23    | 07-Sep-23    |
|--------------|--------------|--------------|
| USD 1,935.88 | USD 1,925.60 | USD 1,918.85 |

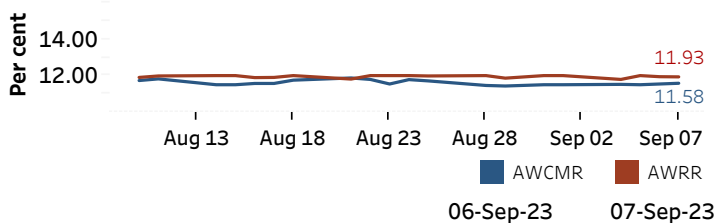


Source: Reuters

## Money Market

Policy Rates: SDF Rate: 11.00%    SLF Rate: 12.00%    SRR: 2.00%

### Overnight Money Market



### Yield Rates of T-Bills

(per cent)

|         | Primary Market<br>06-Sep-23 | Secondary Market<br>07-Sep-23 <sup>(a)</sup> |
|---------|-----------------------------|--|
| 91 Day  | 18.46                       | 18.18  |
| 182 Day | 15.36                       | 15.55  |
| 364 Day | 13.58                       | -  |

Source: Central Bank of Sri Lanka

| Overnight Liquidity (Rs. bn) | 06-Sep-23 | 07-Sep-23 |
|------------------------------|-----------|-----------|
|                              | -63.92    | -53.24    |

## Share Market

07-Sep-23

|          |   |           |
|----------|---|-----------|
| ASPI     | ▲ | 11,357.45 |
| S&P SL20 | ▼ | 3,213.46  |

### Daily Turnover

Rs.1,532.46 mn

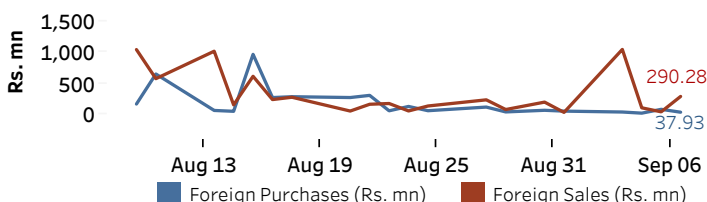
### Market Capitalisation

Rs. 4,504.48 bn

### PE Ratio

6.01

### Foreign Purchases and Sales

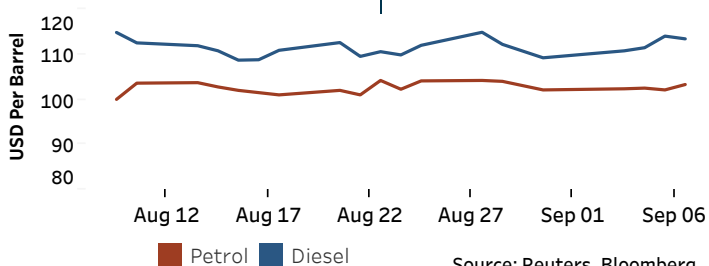


Source: Colombo Stock Exchange

## Energy

### Petroleum Products (USD per Barrel)

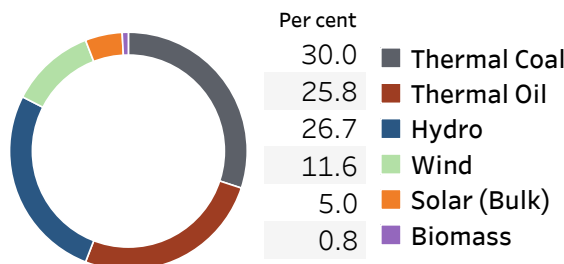
| Crude Oil                |           |           | Refined (Singapore Platts) |        |          |
|--------------------------|-----------|-----------|----------------------------|--------|----------|
| 08-Sep-23 <sup>(b)</sup> | 06-Sep-23 | 07-Sep-23 | Petrol                     | Diesel | Kerosene |
| Brent                    | WTI       | OPEC      | 103.30                     | 113.42 | 120.48   |
| 89.55                    | 86.52     | 92.30     |                            |        |          |



Source: Reuters, Bloomberg

### Electricity Generation

|                    | 06-Sep-23 | 07-Sep-23 |
|--------------------|-----------|-----------|
| Total Energy (GWh) | 42.40     | 41.64     |
| Peak Demand (MW)   | 2,027.00  | 1,986.60  |



Source: Ceylon Electricity Board