

Daily Economic Indicators 06 September 2023



Central Bank of Sri Lanka
Statistics Department

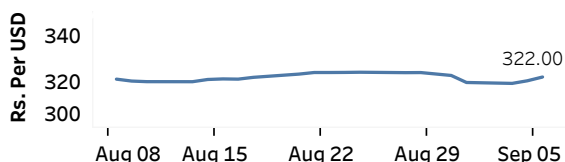
Real GDP Growth: 2023 Q1 -11.5% NCPI Y-o-Y Change: July 4.6% CCPI Y-o-Y Change: August 4.0%

Exchange Rates

(Rs. Per Unit)

06-Sep-23	TT Buying	TT Selling
USD	315.9340	327.5101
GBP	395.7537	413.3727
EUR	337.3176	353.4753
JPY	2.1330	2.2320

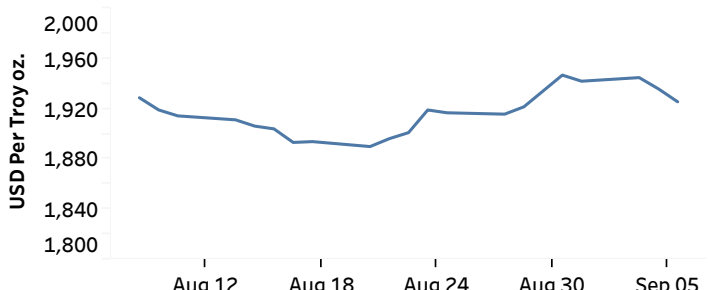
Indicative Rate of the USD/LKR Spot Exchange Rate



Source: Central Bank of Sri Lanka

Gold Price

04-Sep-23	05-Sep-23	06-Sep-23
USD 1,944.86	USD 1,935.88	USD 1,925.60

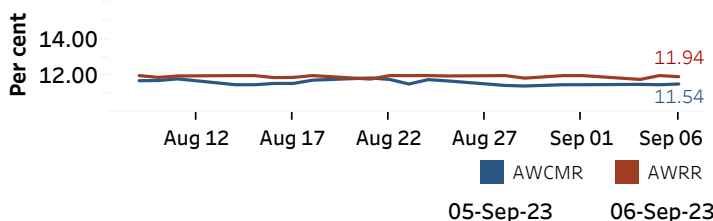


Source: Reuters

Money Market

Policy Rates: SDF Rate: 11.00% SLF Rate: 12.00% SRR: 2.00%

Overnight Money Market



Yield Rates of T-Bills

(per cent)

	Primary Market 06-Sep-23	Secondary Market 06-Sep-23 ^(a)
91 Day	18.46	18.39
182 Day	15.36	15.38
364 Day	13.58	13.63

Source: Central Bank of Sri Lanka

Overnight Liquidity (Rs. bn)	05-Sep-23	06-Sep-23
	-70.64	-63.92

Share Market

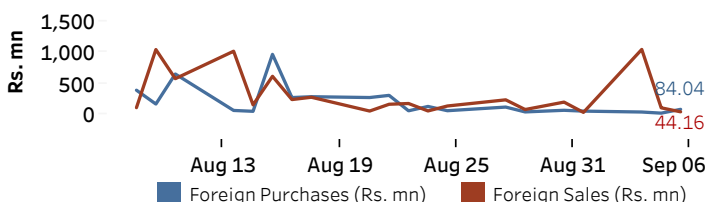
06-Sep-23

ASPI	▼	11,353.65
S&P SL20	▼	3,218.84

Daily Turnover

Rs. 2,275.23 mn

Market Capitalisation	PE Ratio
Rs. 4,495.71 bn	6.00

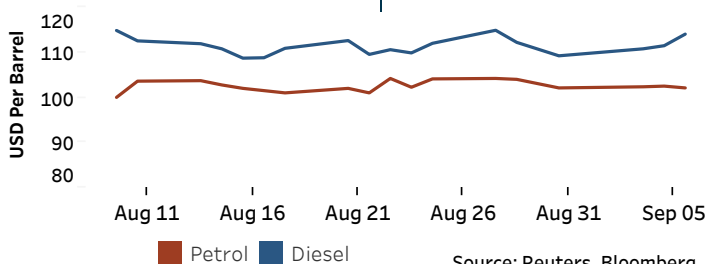


Source: Colombo Stock Exchange

Energy

Petroleum Products (USD per Barrel)

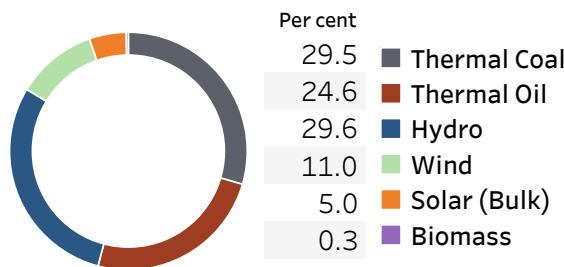
Crude Oil			Refined (Singapore Platts)		
07-Sep-23 ^(b)	05-Sep-23		06-Sep-23		
Brent	WTI	OPEC	Petrol	Diesel	Kerosene
90.82	87.68	91.44	102.10	114.03	121.00



Source: Reuters, Bloomberg

Electricity Generation

	05-Sep-23	06-Sep-23
Total Energy (GWh)	42.24	42.40
Peak Demand (MW)	2,109.10	2,027.00



Source: Ceylon Electricity Board

(a) Based on actual transactions above Rs. 50 mn reported up to 4.00 PM

(b) Updated at 8.00 AM

Published on 07-Sep-2023