

# Daily Economic Indicators 05 September 2023



Central Bank of Sri Lanka  
Statistics Department

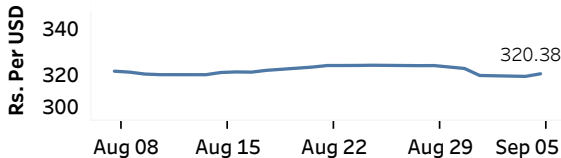
Real GDP Growth: 2023 Q1 -11.5%    NCPI Y-o-Y Change: July 4.6%    CCPI Y-o-Y Change: August 4.0%

## Exchange Rates

(Rs. Per Unit)

05-Sep-23	TT Buying	TT Selling
USD	314.8702	326.6530
GBP	396.1830	413.7666
EUR	338.1376	354.3514
JPY	2.1396	2.2388

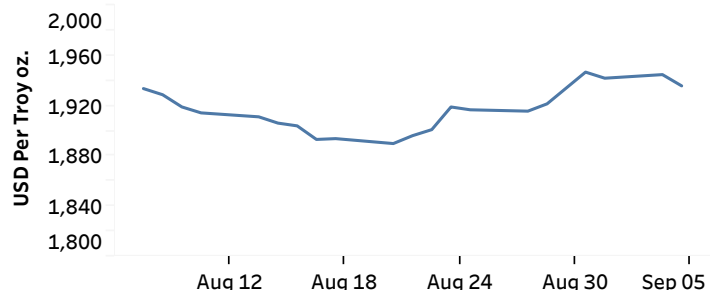
### Indicative Rate of the USD/LKR Spot Exchange Rate



Source: Central Bank of Sri Lanka

## Gold Price

01-Sep-23	04-Sep-23	05-Sep-23
USD 1,942.00	USD 1,944.86	USD 1,935.88

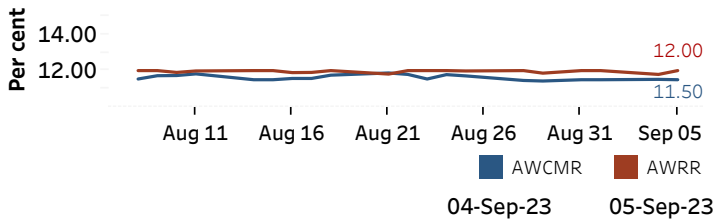


Source: Reuters

## Money Market

Policy Rates: SDF Rate: 11.00%    SLF Rate: 12.00%    SRR: 2.00%

### Overnight Money Market



### Yield Rates of T-Bills

(per cent)

	Primary Market 29-Aug-23	Secondary Market 05-Sep-23 <sup>(a)</sup>
91 Day	18.48	17.80
182 Day	15.36	16.13
364 Day	13.58	-

Source: Central Bank of Sri Lanka

Overnight Liquidity (Rs. bn)	04-Sep-23	05-Sep-23
	-109.37	-70.64

## Share Market

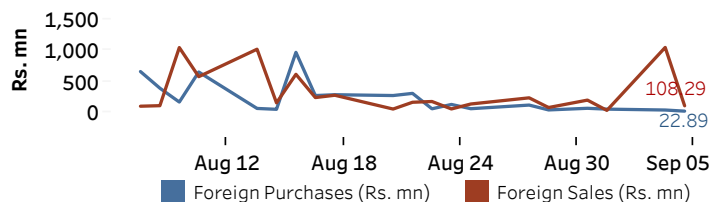
05-Sep-23

ASPI	▲	11,474.95
S&P SL20	▲	3,268.67

### Daily Turnover

Rs.2,713.60 mn

Market Capitalisation	PE Ratio
Rs. 4,533.55 bn	6.05

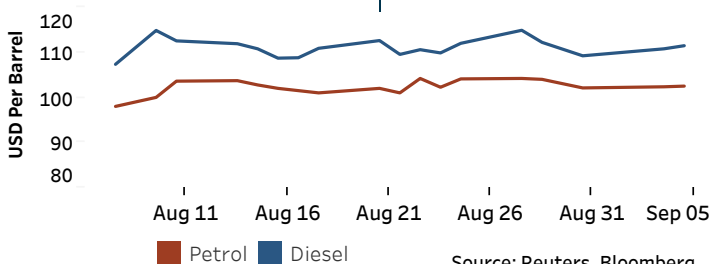


Source: Colombo Stock Exchange

## Energy

### Petroleum Products (USD per Barrel)

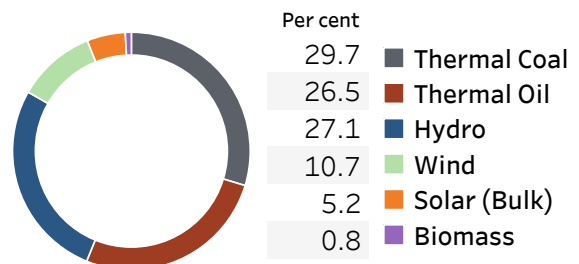
Crude Oil			Refined (Singapore Platts)		
06-Sep-23 <sup>(b)</sup>	WTI	OPEC	Petrol	Diesel	Kerosene
90.30	86.97	91.27	102.50	111.46	118.78



Source: Reuters, Bloomberg

### Electricity Generation

	04-Sep-23	05-Sep-23
Total Energy (GWh)	40.98	42.24
Peak Demand (MW)	2,058.40	2,109.10



Source: Ceylon Electricity Board

(a) Based on actual transactions above Rs. 50 mn reported up to 4.00 PM

(b) Updated at 8.00 AM

Published on 06-Sep-2023