

# Daily Economic Indicators 04 September 2023



Central Bank of Sri Lanka  
Statistics Department

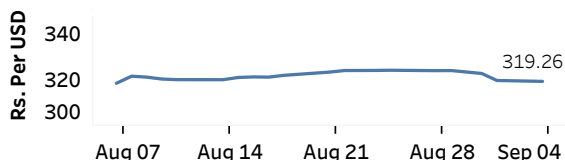
Real GDP Growth: 2023 Q1 -11.5%    NCPI Y-o-Y Change: July 4.6%    CCPI Y-o-Y Change: August 4.0%

## Exchange Rates

(Rs. Per Unit)

04-Sep-23	TT Buying	TT Selling
USD	313.9388	326.2837
GBP	394.7815	412.0816
EUR	337.0490	353.2573
JPY	2.1410	2.2408

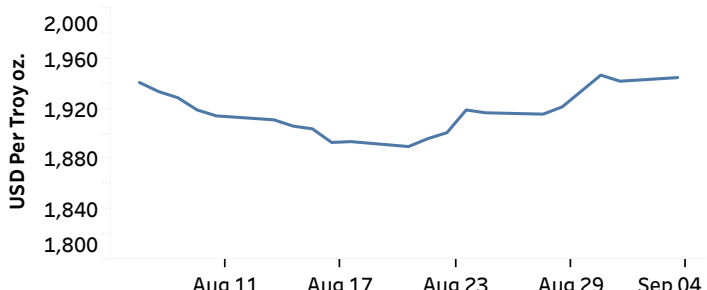
### Indicative Rate of the USD/LKR Spot Exchange Rate



Source: Central Bank of Sri Lanka

## Gold Price

31-Aug-23	01-Sep-23	04-Sep-23
USD 1,946.84	USD 1,942.00	USD 1,944.86

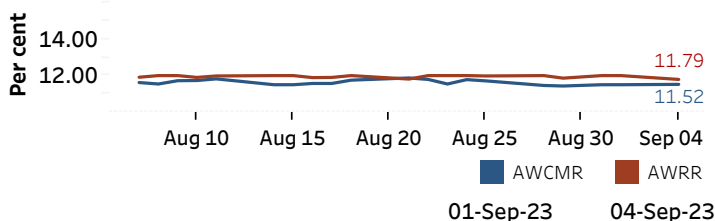


Source: Reuters

## Money Market

Policy Rates: SDF Rate: 11.00%    SLF Rate: 12.00%    SRR: 2.00%

### Overnight Money Market



### Yield Rates of T-Bills

(per cent)

	Primary Market 29-Aug-23	Secondary Market 04-Sep-23 <sup>(a)</sup>
91 Day	18.48	17.89
182 Day	15.36	-
364 Day	13.58	-

Source: Central Bank of Sri Lanka

Overnight Liquidity (Rs. bn)	01-Sep-23	04-Sep-23
	84.30	-109.37

## Share Market

04-Sep-23

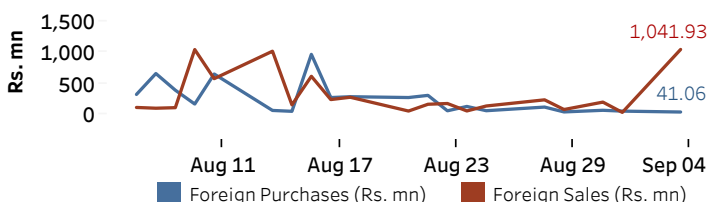
ASPI	▲	11,374.64
S&P SL20	▲	3,234.27

### Daily Turnover

Rs. 3,325.33 mn

Market Capitalisation	PE Ratio
Rs. 4,515.61 bn	6.01

### Foreign Purchases and Sales

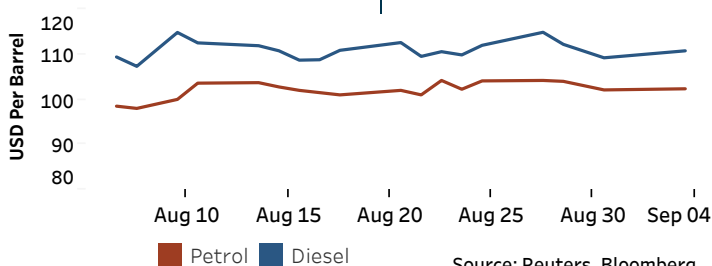


Source: Colombo Stock Exchange

## Energy

### Petroleum Products (USD per Barrel)

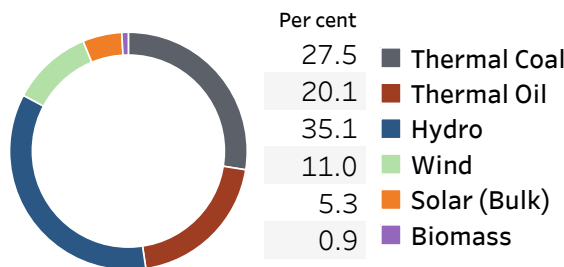
Crude Oil			Refined (Singapore Platts)		
05-Sep-23 <sup>(b)</sup>	31-Aug-23	04-Sep-23	Petrol	Diesel	Kerosene
Brent	WTI	OPEC	102.35	110.77	118.10
88.91	85.90	88.44			



Source: Reuters, Bloomberg

### Electricity Generation

	03-Sep-23	04-Sep-23
Total Energy (GWh)	36.02	40.98
Peak Demand (MW)	1,783.50	2,058.40



Source: Ceylon Electricity Board

(a) Based on actual transactions above Rs. 50 mn reported up to 4.00 PM

(b) Updated at 8.00 AM

Published on 05-Sep-2023