



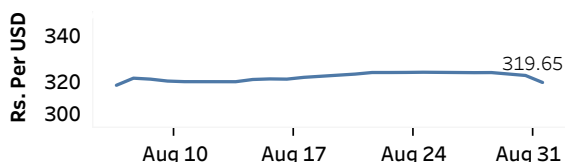
Real GDP Growth: 2023 Q1 -11.5%    NCPI Y-o-Y Change: July 4.6%    CCPI Y-o-Y Change: August 4.0%

## Exchange Rates

(Rs. Per Unit)

01-Sep-23	TT Buying	TT Selling
USD	314.1999	325.8676
GBP	396.6995	414.3023
EUR	339.0820	355.2288
JPY	2.1507	2.2509

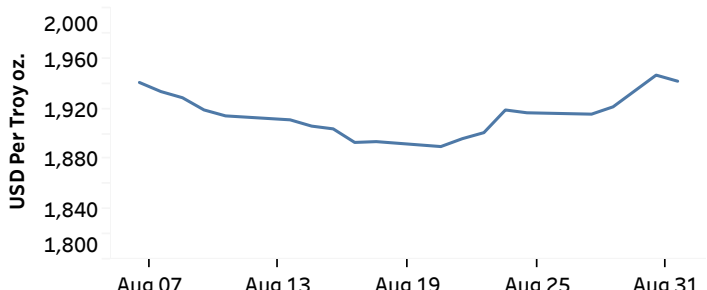
### Indicative Rate of the USD/LKR Spot Exchange Rate



Source: Central Bank of Sri Lanka

## Gold Price

29-Aug-23	31-Aug-23	01-Sep-23
USD 1,921.59	USD 1,946.84	USD 1,942.00

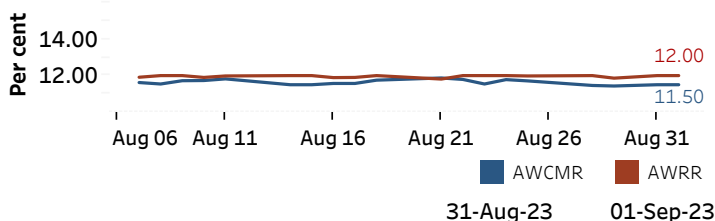


Source: Reuters

## Money Market

Policy Rates: SDF Rate: 11.00%    SLF Rate: 12.00%    SRR: 2.00%

### Overnight Money Market



### Yield Rates of T-Bills

(per cent)

	Primary Market 29-Aug-23	Secondary Market 01-Sep-23 <sup>(a)</sup>
91 Day	18.48	18.12
182 Day	15.36	16.00
364 Day	13.58	-

Source: Central Bank of Sri Lanka

Overnight Liquidity (Rs. bn)	31-Aug-23	01-Sep-23
	-101.11	84.30

## Share Market

01-Sep-23

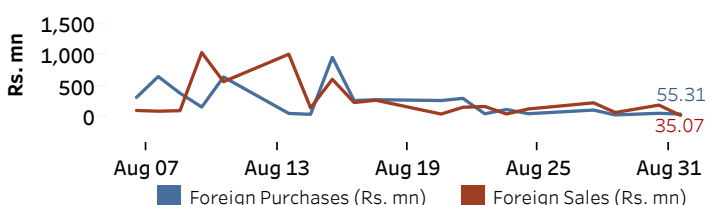
ASPI	▲	11,156.42
S&P SL20	▲	3,153.65

### Daily Turnover

Rs.1,842.96 mn

Market Capitalisation	PE Ratio
Rs. 4,449.06 bn	5.92

### Foreign Purchases and Sales

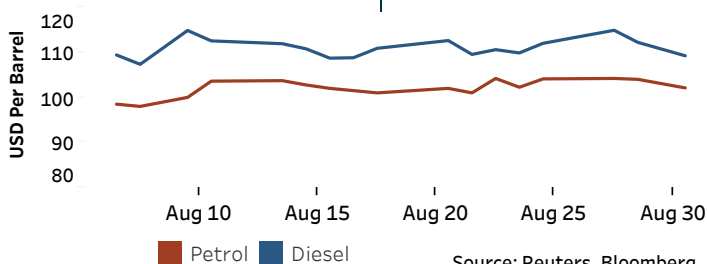


Source: Colombo Stock Exchange

## Energy

### Petroleum Products (USD per Barrel)

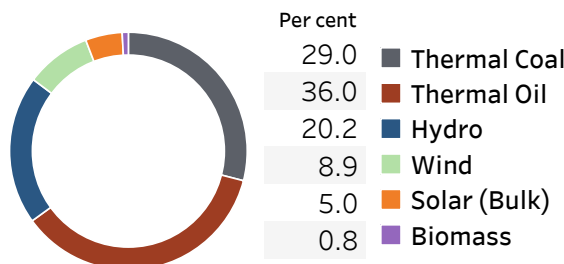
Crude Oil			Refined (Singapore Platts)		
04-Sep-23 <sup>(b)</sup>	31-Aug-23		31-Aug-23		
Brent	WTI	OPEC	Petrol	Diesel	Kerosene
88.63	85.73	88.44	102.10	109.22	116.57



Source: Reuters, Bloomberg

### Electricity Generation

	31-Aug-23	01-Sep-23
Total Energy (GWh)	46.55	44.86
Peak Demand (MW)	2,131.90	2,079.60



Source: Ceylon Electricity Board