



Real GDP Growth: 2023 Q1 -11.5%

NCPI Y-o-Y Change: July 4.6%

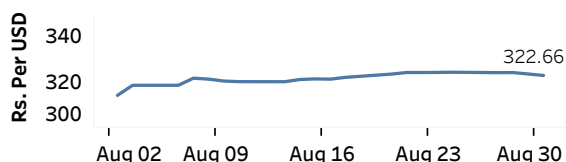
CCPI Y-o-Y Change: August 4.0%

Exchange Rates

(Rs. Per Unit)

31-Aug-23	TT Buying	TT Selling
USD	315.3357	326.9396
GBP	399.8580	417.4850
EUR	342.6382	358.9868
JPY	2.1527	2.2527

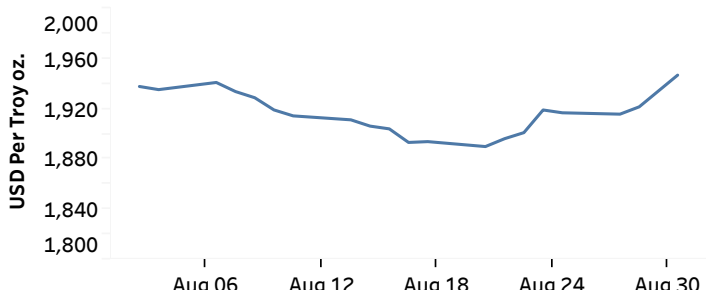
Indicative Rate of the USD/LKR Spot Exchange Rate



Source: Central Bank of Sri Lanka

Gold Price

28-Aug-23	29-Aug-23	31-Aug-23
USD 1,915.77	USD 1,921.59	USD 1,946.84



Source: Reuters

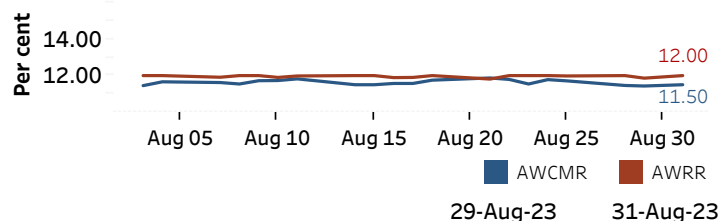
Money Market

Policy Rates: SDF Rate: 11.00%

SLF Rate: 12.00%

SRR: 2.00%

Overnight Money Market



Yield Rates of T-Bills

(per cent)

Primary Market 29-Aug-23 Secondary Market 31-Aug-23^(a)

Term	Primary Market 29-Aug-23	Secondary Market 31-Aug-23 ^(a)
91 Day	18.48	18.55
182 Day	15.36	16.07
364 Day	13.58	-

Source: Central Bank of Sri Lanka

Overnight Liquidity (Rs. bn)	29-Aug-23	31-Aug-23
	51.88	-101.11

Share Market

31-Aug-23

ASPI	▼	11,114.17
S&P SL20	▼	3,131.07

Daily Turnover

Rs.1,669.07 mn

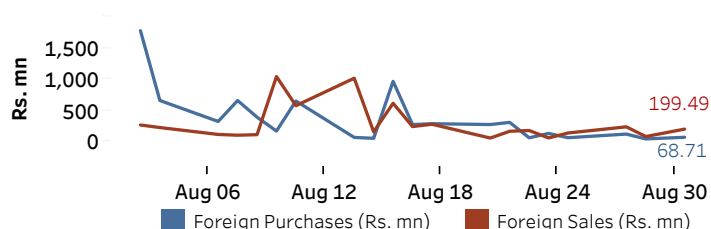
Market Capitalisation

Rs. 4,441.26 bn

PE Ratio

5.91

Foreign Purchases and Sales

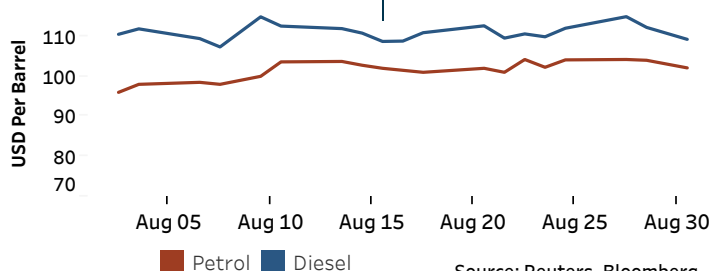


Source: Colombo Stock Exchange

Energy

Petroleum Products (USD per Barrel)

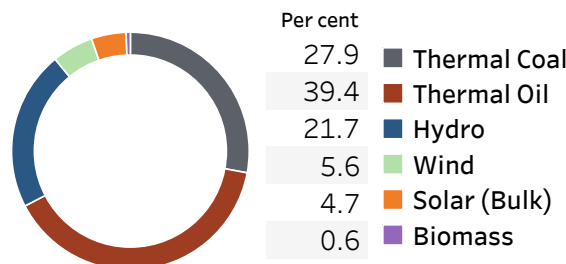
Crude Oil			Refined (Singapore Platts)		
01-Sep-23 ^(b)	29-Aug-23	OPEC	Petrol	Diesel	Kerosene
Brent	WTI	87.09	102.10	109.22	116.57
86.86	83.73				



Source: Reuters, Bloomberg

Electricity Generation

	29-Aug-23	31-Aug-23
Total Energy (GWh)	47.98	46.55
Peak Demand (MW)	2,138.70	2,131.90



Source: Ceylon Electricity Board