



Real GDP Growth: 2023 Q1 -11.5%

NCPI Y-o-Y Change: July 4.6%

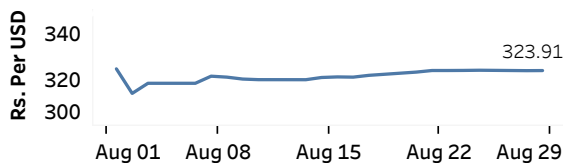
CCPI Y-o-Y Change: July 6.3%

Exchange Rates

(Rs. Per Unit)

29-Aug-23	TT Buying	TT Selling
USD	317.8342	329.5445
GBP	400.0641	417.6223
EUR	342.8394	358.9505
JPY	2.1615	2.2623

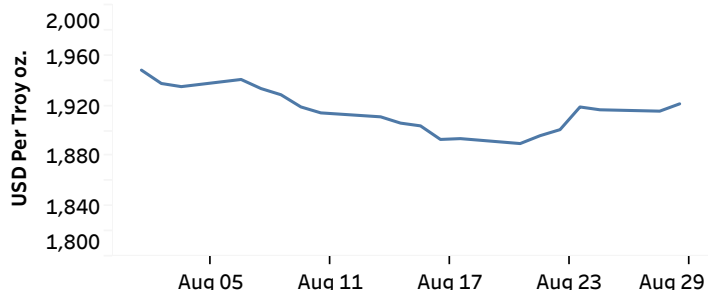
Indicative Rate of the USD/LKR Spot Exchange Rate



Source: Central Bank of Sri Lanka

Gold Price

25-Aug-23	28-Aug-23	29-Aug-23
USD 1,916.85	USD 1,915.77	USD 1,921.59



Source: Reuters

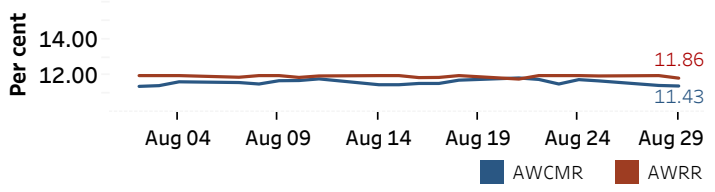
Money Market

Policy Rates: SDF Rate: 11.00%

SLF Rate: 12.00%

SRR: 2.00%

Overnight Money Market



Yield Rates of T-Bills

(per cent)

	Primary Market 29-Aug-23	Secondary Market 29-Aug-23 ^(a)
91 Day	18.48	18.88
182 Day	15.36	15.68
364 Day	13.58	13.93

Source: Central Bank of Sri Lanka

Overnight Liquidity (Rs. bn)	28-Aug-23	29-Aug-23
	-150.48	51.88

Share Market

29-Aug-23

ASPI	▼	11,165.59
S&P SL20	▼	3,150.26

Daily Turnover

Rs.1,647.75 mn

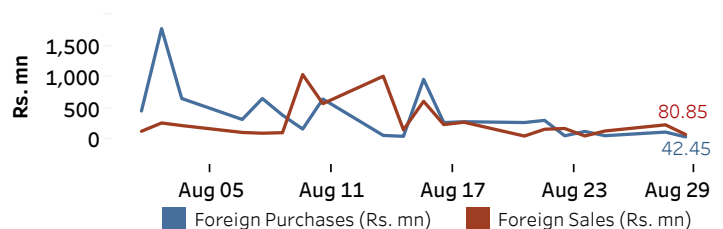
Market Capitalisation

Rs. 4,435.62 bn

PE Ratio

5.87

Foreign Purchases and Sales

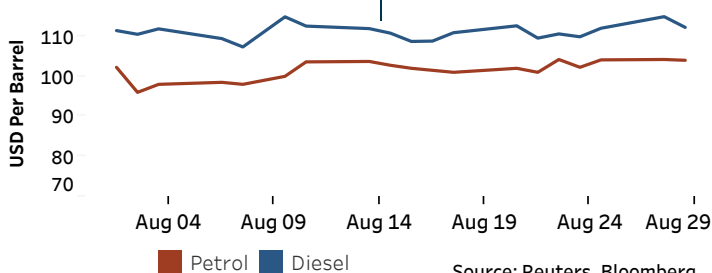


Source: Colombo Stock Exchange

Energy

Petroleum Products (USD per Barrel)

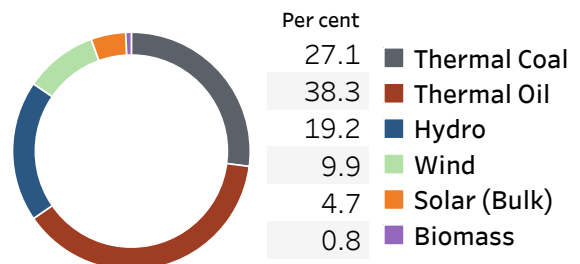
Crude Oil			Refined (Singapore Platts)		
31-Aug-23 ^(b)	29-Aug-23		29-Aug-23		
Brent	WTI	OPEC	Petrol	Diesel	Kerosene
86.00	81.72	87.09	104.00	112.20	120.02



Source: Reuters, Bloomberg

Electricity Generation

	28-Aug-23	29-Aug-23
Total Energy (GWh)	49.37	47.98
Peak Demand (MW)	2,311.00	2,138.70



Source: Ceylon Electricity Board