



Real GDP Growth: 2023 Q1 -11.5%

NCPI Y-o-Y Change: July 4.6%

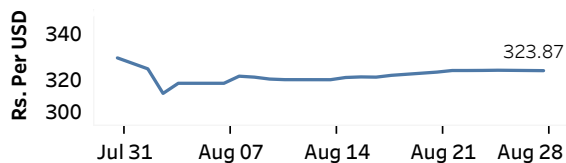
CCPI Y-o-Y Change: July 6.3%

### Exchange Rates

(Rs. Per Unit)

28-Aug-23	TT Buying	TT Selling
USD	317.9628	329.5226
GBP	399.2494	416.7778
EUR	341.9833	358.1514
JPY	2.1638	2.2612

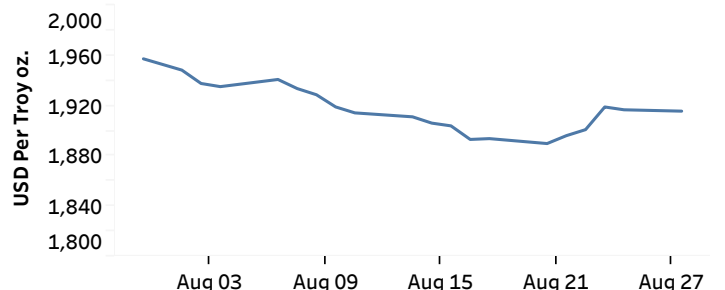
#### Indicative Rate of the USD/LKR Spot Exchange Rate



Source: Central Bank of Sri Lanka

### Gold Price

24-Aug-23	25-Aug-23	28-Aug-23
USD 1,919.10	USD 1,916.85	USD 1,915.77



Source: Reuters

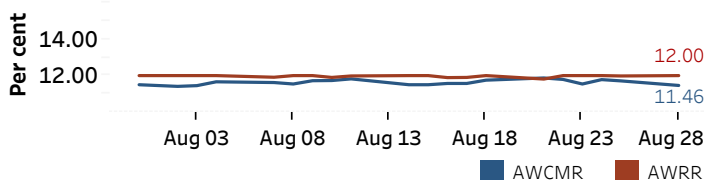
### Money Market

Policy Rates: SDF Rate: 11.00%

SLF Rate: 12.00%

SRR: 2.00%

#### Overnight Money Market



#### Yield Rates of T-Bills

(per cent)  
Primary Market 23-Aug-23  
Secondary Market 28-Aug-23<sup>(a)</sup>

	23-Aug-23	28-Aug-23 <sup>(a)</sup>
91 Day	17.97	-
182 Day	15.03	-
364 Day	13.31	-

Source: Central Bank of Sri Lanka

Overnight Liquidity (Rs. bn)	25-Aug-23	28-Aug-23
	26.45	-150.48

### Share Market

28-Aug-23

ASPI	▼	11,169.73
S&P SL20	▼	3,152.84

#### Daily Turnover

Rs. 2,255.36 mn

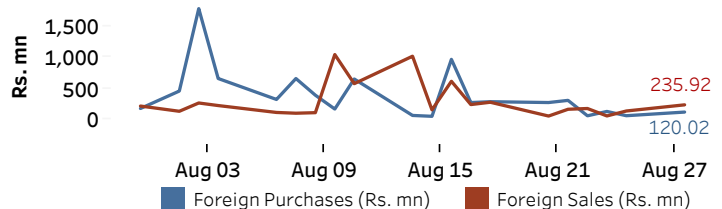
Market Capitalisation

Rs. 4,433.95 bn

PE Ratio

5.84

#### Foreign Purchases and Sales

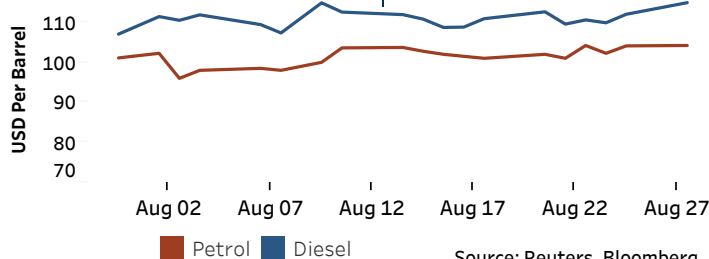


Source: Colombo Stock Exchange

### Energy

#### Petroleum Products (USD per Barrel)

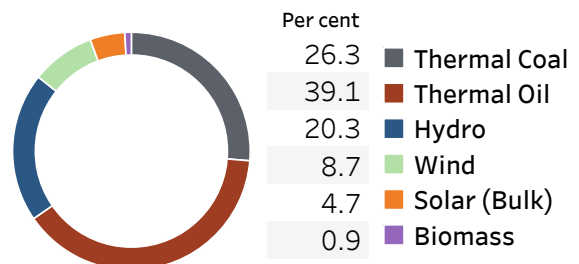
Crude Oil			Refined (Singapore Platts)		
29-Aug-23 <sup>(b)</sup>	25-Aug-23	28-Aug-23	Petrol	Diesel	Kerosene
Brent	WTI	OPEC			
84.30	79.95	86.89	104.20	114.88	122.62



Source: Reuters, Bloomberg

#### Electricity Generation

	27-Aug-23	28-Aug-23
Total Energy (GWh)	42.13	49.37
Peak Demand (MW)	2,110.70	2,311.00



Source: Ceylon Electricity Board

(a) Based on actual transactions above Rs. 50 mn reported up to 4.00 PM

(b) Updated at 8.00 AM

Published on 29-Aug-2023