



Real GDP Growth: 2023 Q1 -11.5%

NCPI Y-o-Y Change: July 4.6%

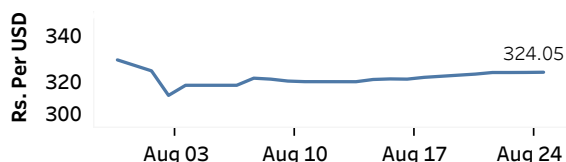
CCPI Y-o-Y Change: July 6.3%

Exchange Rates

(Rs. Per Unit)

25-Aug-23	TT Buying	TT Selling
USD	317.8017	329.6392
GBP	398.6044	416.5799
EUR	341.4455	357.4611
JPY	2.1690	2.2693

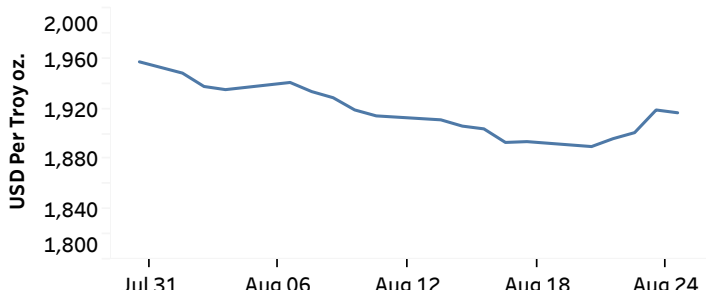
Indicative Rate of the USD/LKR Spot Exchange Rate



Source: Central Bank of Sri Lanka

Gold Price

	23-Aug-23	24-Aug-23	25-Aug-23
USD	1,901.05	1,919.10	1,916.85



Source: Reuters

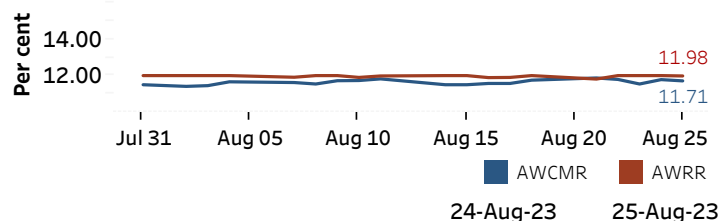
Money Market

Policy Rates: SDF Rate: 11.00%

SLF Rate: 12.00%

SRR: 2.00%

Overnight Money Market



Yield Rates of T-Bills

(per cent)

Primary Market 23-Aug-23 Secondary Market 25-Aug-23^(a)

	23-Aug-23	25-Aug-23 ^(a)
91 Day	17.97	18.23
182 Day	15.03	15.60
364 Day	13.31	-

Source: Central Bank of Sri Lanka

Overnight Liquidity (Rs. bn)	24-Aug-23	25-Aug-23
	-188.27	26.45

Share Market

25-Aug-23

ASPI	▼	11,207.11
S&P SL20	▼	3,169.80

Daily Turnover

Rs.1,996.59 mn

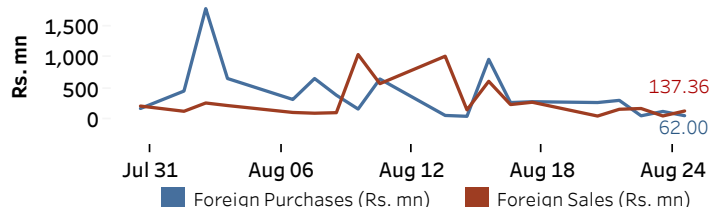
Market Capitalisation

Rs. 4,449.46 bn

PE Ratio

5.84

Foreign Purchases and Sales

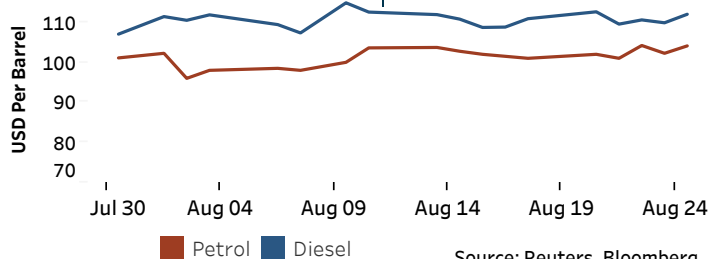


Source: Colombo Stock Exchange

Energy

Petroleum Products (USD per Barrel)

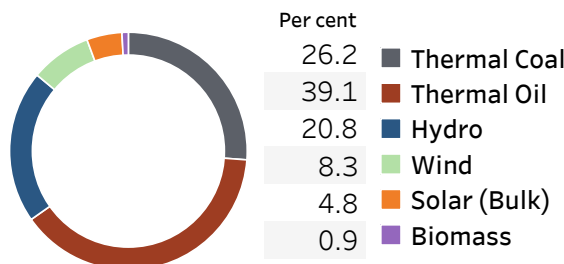
Crude Oil			Refined (Singapore Platts)		
28-Aug-23 ^(b)	24-Aug-23	25-Aug-23	24-Aug-23	25-Aug-23	25-Aug-23
Brent	WTI	OPEC	Petrol	Diesel	Kerosene
84.76	80.13	85.71	104.10	111.99	119.56



Source: Reuters, Bloomberg

Electricity Generation

	24-Aug-23	25-Aug-23
Total Energy (GWh)	50.16	49.69
Peak Demand (MW)	2,351.60	2,332.20



Source: Ceylon Electricity Board