



Real GDP Growth: 2023 Q1 -11.5%

NCPI Y-o-Y Change: July 4.6%

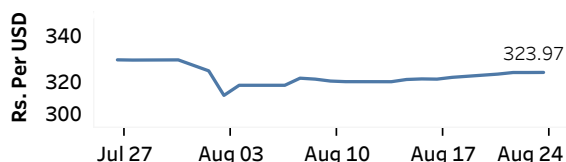
CCPI Y-o-Y Change: July 6.3%

## Exchange Rates

(Rs. Per Unit)

24-Aug-23	TT Buying	TT Selling
USD	317.4823	329.8198
GBP	402.7351	420.7924
EUR	343.4827	360.0968
JPY	2.1803	2.2853

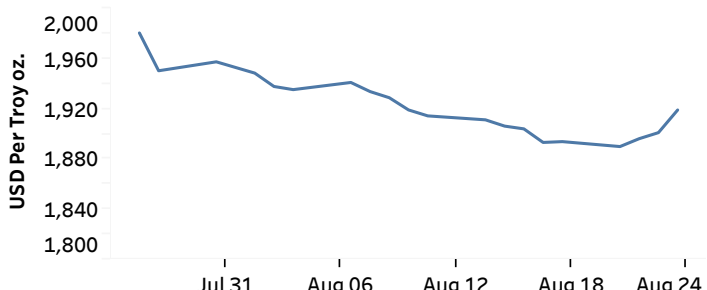
### Indicative Rate of the USD/LKR Spot Exchange Rate



Source: Central Bank of Sri Lanka

## Gold Price

	22-Aug-23	23-Aug-23	24-Aug-23
USD	1,896.25	1,901.05	1,919.10



Source: Reuters

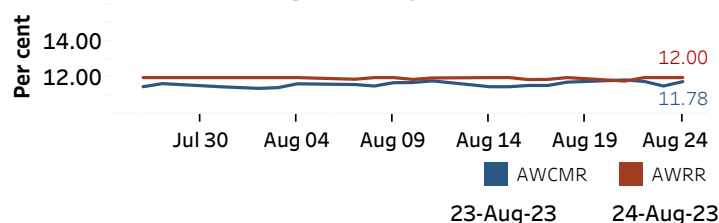
## Money Market

Policy Rates: SDF Rate: 11.00%

SLF Rate: 12.00%

SRR: 2.00%

### Overnight Money Market



### Yield Rates of T-Bills

(per cent)

	Primary Market 23-Aug-23	Secondary Market 24-Aug-23 <sup>(a)</sup>
91 Day	17.97	18.04
182 Day	15.03	-
364 Day	13.31	-

	23-Aug-23	24-Aug-23
Overnight Liquidity (Rs. bn)	-162.94	-188.27

Source: Central Bank of Sri Lanka

## Share Market

24-Aug-23

ASPI	▼	11,262.92
S&P SL20	▼	3,195.65

### Daily Turnover

Rs.2,430.10 mn

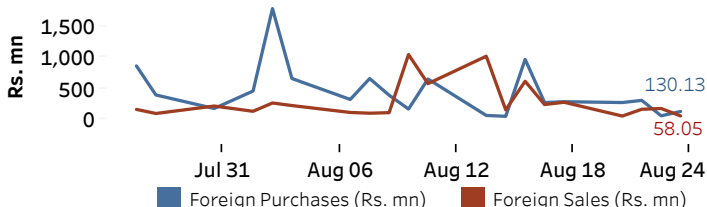
Market Capitalisation

Rs. 4,469.93 bn

PE Ratio

5.79

### Foreign Purchases and Sales

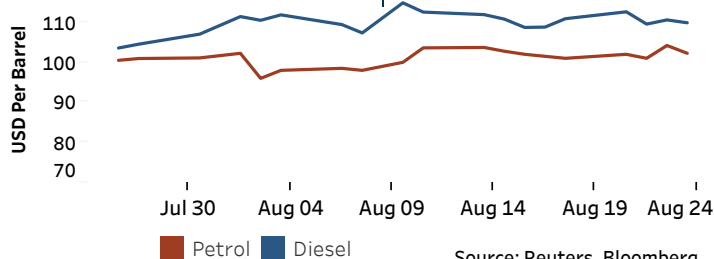


Source: Colombo Stock Exchange

## Energy

### Petroleum Products (USD per Barrel)

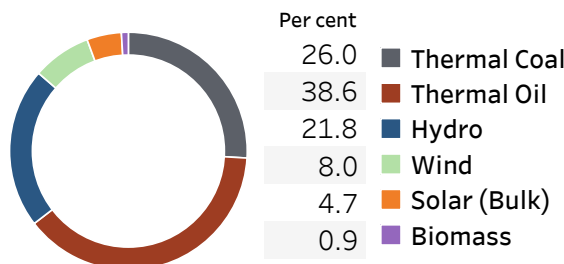
Crude Oil			Refined (Singapore Platts)		
25-Aug-23 <sup>(b)</sup>	23-Aug-23		24-Aug-23		
Brent	WTI	OPEC	Petrol	Diesel	Kerosene
83.40	79.11	85.84	102.25	109.86	117.04



Source: Reuters, Bloomberg

### Electricity Generation

	23-Aug-23	24-Aug-23
Total Energy (GWh)	50.24	50.16
Peak Demand (MW)	2,342.20	2,351.60



Source: Ceylon Electricity Board