



Real GDP Growth: 2023 Q1 -11.5%

NCPI Y-o-Y Change: July 4.6%

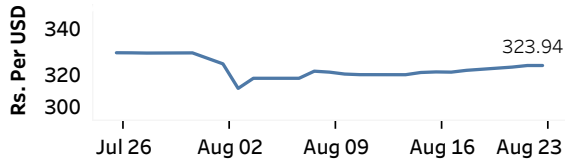
CCPI Y-o-Y Change: July 6.3%

Exchange Rates

(Rs. Per Unit)

23-Aug-23	TT Buying	TT Selling
USD	317.4681	329.8616
GBP	403.4693	421.7683
EUR	343.2933	359.9608
JPY	2.1708	2.2759

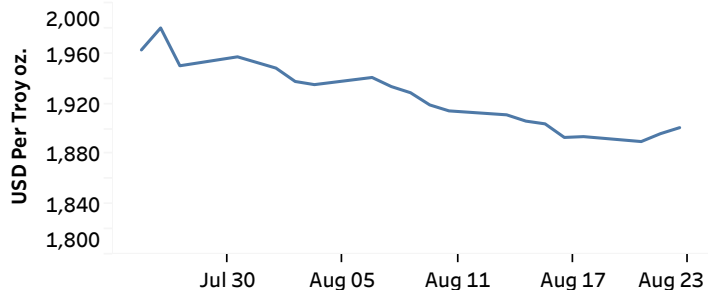
Indicative Rate of the USD/LKR Spot Exchange Rate



Source: Central Bank of Sri Lanka

Gold Price

21-Aug-23	22-Aug-23	23-Aug-23
USD 1,889.97	USD 1,896.25	USD 1,901.05



Source: Reuters

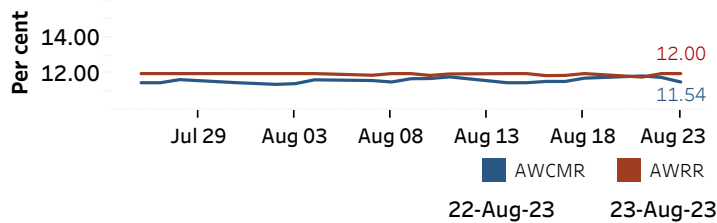
Money Market

Policy Rates: SDF Rate: 11.00%

SLF Rate: 12.00%

SRR: 2.00%

Overnight Money Market



Yield Rates of T-Bills

(per cent)

	Primary Market 23-Aug-23	Secondary Market 23-Aug-23 ^(a)
91 Day	17.97	18.12
182 Day	15.03	15.04
364 Day	13.31	13.32

Source: Central Bank of Sri Lanka

Overnight Liquidity (Rs. bn)	22-Aug-23	23-Aug-23
	-168.55	-162.94

Share Market

23-Aug-23

ASPI	▲	11,385.47
S&P SL20	▲	3,249.17

Daily Turnover

Rs. 2,971.03 mn

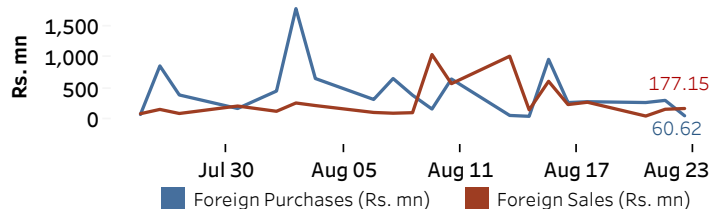
Market Capitalisation

Rs. 4,504.04 bn

PE Ratio

5.90

Foreign Purchases and Sales

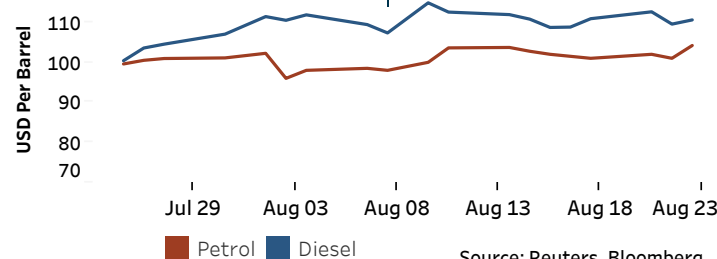


Source: Colombo Stock Exchange

Energy

Petroleum Products (USD per Barrel)

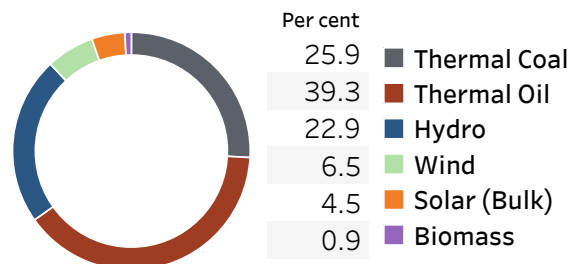
Crude Oil			Refined (Singapore Platts)		
24-Aug-23 ^(b)	22-Aug-23	23-Aug-23	Petrol	Diesel	Kerosene
Brent	WTI	OPEC			
83.06	78.69	86.51	104.20	110.58	117.11



Source: Reuters, Bloomberg

Electricity Generation

	22-Aug-23	23-Aug-23
Total Energy (GWh)	50.66	50.24
Peak Demand (MW)	2,336.00	2,342.20



Source: Ceylon Electricity Board

(a) Based on actual transactions above Rs. 50 mn reported up to 4.00 PM

(b) Updated at 8.00 AM