



Real GDP Growth: 2023 Q1 -11.5%

NCPI Y-o-Y Change: July 4.6%

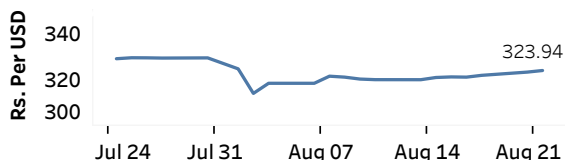
CCPI Y-o-Y Change: July 6.3%

Exchange Rates

(Rs. Per Unit)

22-Aug-23	TT Buying	TT Selling
USD	316.9953	329.7506
GBP	403.8870	422.2470
EUR	344.6288	361.3377
JPY	2.1661	2.2683

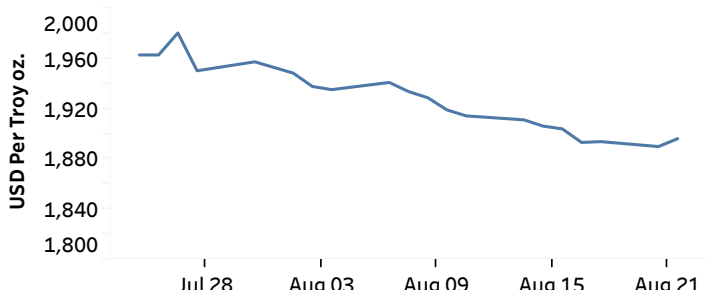
Indicative Rate of the USD/LKR Spot Exchange Rate



Source: Central Bank of Sri Lanka

Gold Price

18-Aug-23	21-Aug-23	22-Aug-23
USD 1,893.90	USD 1,889.97	USD 1,896.25



Source: Reuters

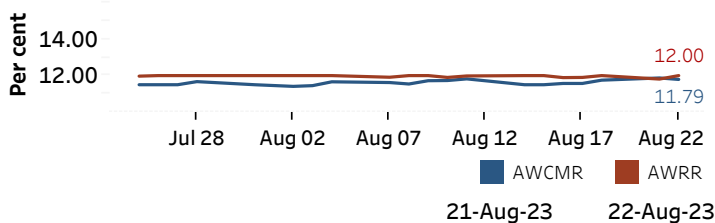
Money Market

Policy Rates: SDF Rate: 11.00%

SLF Rate: 12.00%

SRR: 2.00%

Overnight Money Market



Yield Rates of T-Bills

(per cent)

	Primary Market 16-Aug-23	Secondary Market 22-Aug-23 ^(a)
91 Day	17.55	17.46
182 Day	14.87	15.50
364 Day	13.19	13.30

Source: Central Bank of Sri Lanka

Overnight Liquidity (Rs. bn)	21-Aug-23	22-Aug-23
	-194.60	-168.55

Share Market

22-Aug-23

ASPI	▼	11,279.03
S&P SL20	▼	3,204.26

Daily Turnover

Rs.2,930.85 mn

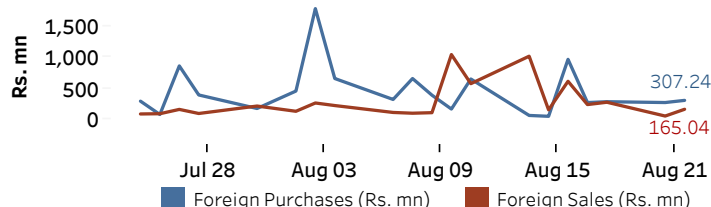
Market Capitalisation

Rs. 4,468.01 bn

PE Ratio

5.90

Foreign Purchases and Sales

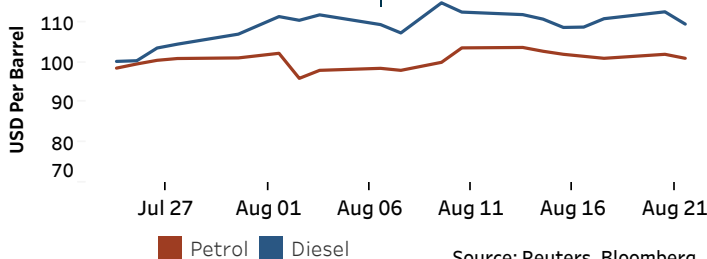


Source: Colombo Stock Exchange

Energy

Petroleum Products (USD per Barrel)

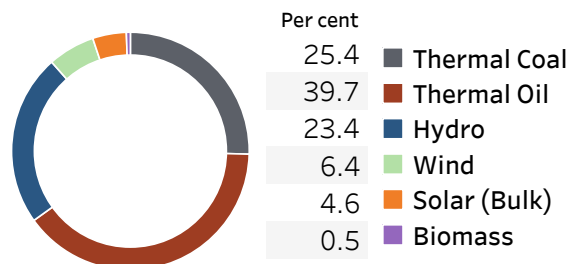
Crude Oil			Refined (Singapore Platts)		
23-Aug-23 ^(b)	21-Aug-23	22-Aug-23	Petrol	Diesel	Kerosene
Brent	WTI	OPEC			
84.02	79.69	87.58	101.00	109.53	115.75



Source: Reuters, Bloomberg

Electricity Generation

	21-Aug-23	22-Aug-23
Total Energy (GWh)	49.60	50.66
Peak Demand (MW)	2,357.00	2,336.00



Source: Ceylon Electricity Board