



Real GDP Growth: 2023 Q1 -11.5%

NCPI Y-o-Y Change: July 4.6%

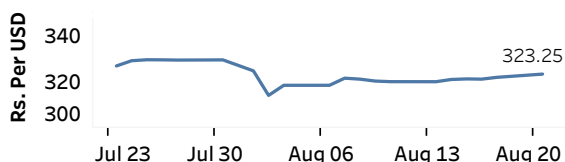
CCPI Y-o-Y Change: July 6.3%

Exchange Rates

(Rs. Per Unit)

21-Aug-23	TT Buying	TT Selling
USD	316.7286	329.5970
GBP	402.1848	420.7459
EUR	343.2621	359.9156
JPY	2.1706	2.2735

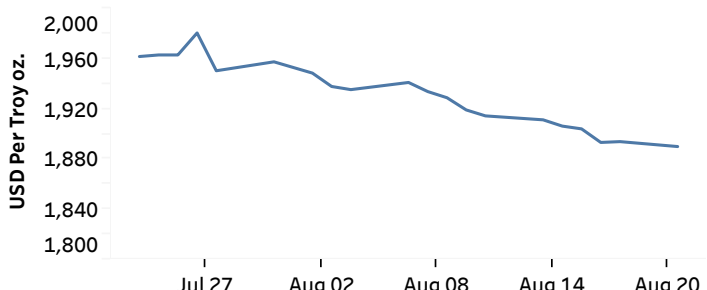
Indicative Rate of the USD/LKR Spot Exchange Rate



Source: Central Bank of Sri Lanka

Gold Price

17-Aug-23	18-Aug-23	21-Aug-23
USD 1,893.25	USD 1,893.90	USD 1,889.97



Source: Reuters

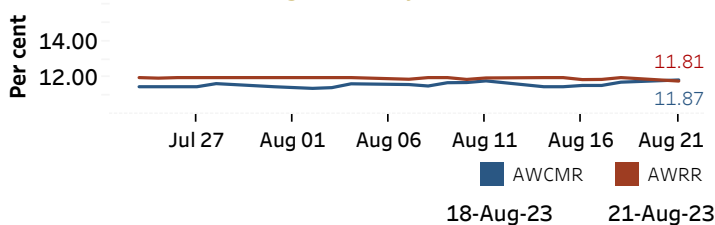
Money Market

Policy Rates: SDF Rate: 11.00%

SLF Rate: 12.00%

SRR: 2.00%

Overnight Money Market



Yield Rates of T-Bills

(per cent)

	Primary Market 16-Aug-23	Secondary Market 21-Aug-23 ^(a)
91 Day	17.55	16.80
182 Day	14.87	-
364 Day	13.19	-

Overnight Liquidity (Rs. bn)	18-Aug-23	21-Aug-23
	-2.91	-194.60

Source: Central Bank of Sri Lanka

Share Market

21-Aug-23

ASPI	▼	11,338.50
S&P SL20	▼	3,238.40

Daily Turnover

Rs.4,378.36 mn

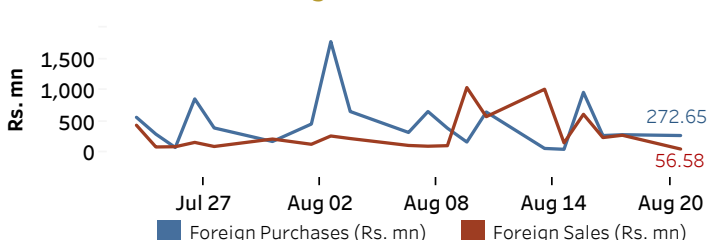
Market Capitalisation

Rs. 4,489.50 bn

PE Ratio

5.94

Foreign Purchases and Sales

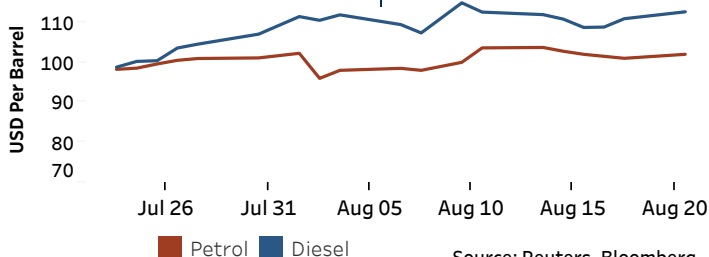


Source: Colombo Stock Exchange

Energy

Petroleum Products (USD per Barrel)

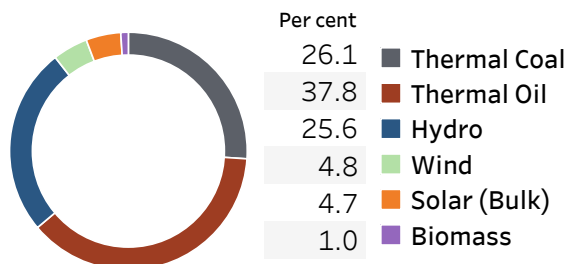
Crude Oil			Refined (Singapore Platts)		
22-Aug-23 ^(b)	18-Aug-23	21-Aug-23	Petrol	Diesel	Kerosene
Brent	WTI	OPEC			
84.60	80.81	86.46	102.00	112.60	119.37



Source: Reuters, Bloomberg

Electricity Generation

	20-Aug-23	21-Aug-23
Total Energy (GWh)	41.89	49.60
Peak Demand (MW)	2,064.10	2,357.00



Source: Ceylon Electricity Board