



Real GDP Growth: 2023 Q1 -11.5%

NCPI Y-o-Y Change: June 10.8%

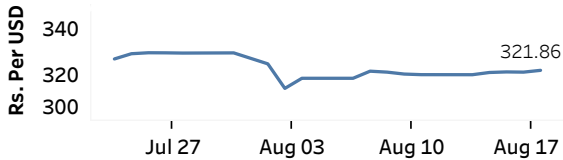
CCPI Y-o-Y Change: July 6.3%

Exchange Rates

(Rs. Per Unit)

18-Aug-23	TT Buying	TT Selling
USD	316.2866	329.4982
GBP	402.6849	421.1886
EUR	343.3219	360.1324
JPY	2.1688	2.2743

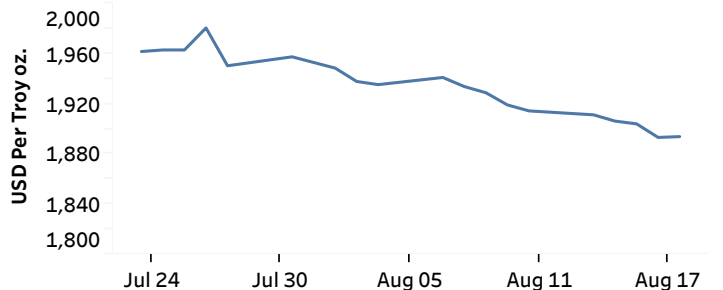
Indicative Rate of the USD/LKR Spot Exchange Rate



Source: Central Bank of Sri Lanka

Gold Price

16-Aug-23	17-Aug-23	18-Aug-23
USD 1,904.05	USD 1,893.25	USD 1,893.90



Source: Reuters

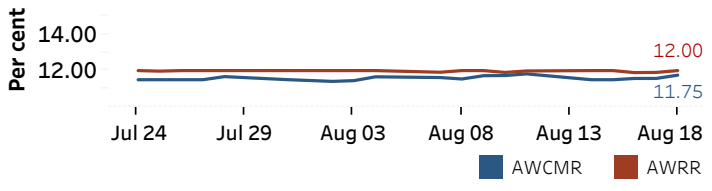
Money Market

Policy Rates: SDF Rate: 11.00%

SLF Rate: 12.00%

SRR: 2.00%

Overnight Money Market



Yield Rates of T-Bills

(per cent)

	Primary Market 16-Aug-23	Secondary Market 18-Aug-23 ^(a)
91 Day	17.55	17.51
182 Day	14.87	-
364 Day	13.19	-

Source: Central Bank of Sri Lanka

Overnight Liquidity (Rs. bn)	17-Aug-23	18-Aug-23
	-98.42	-2.91

Share Market

18-Aug-23

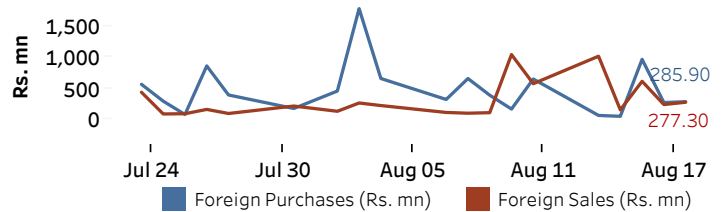
ASPI	▼	11,403.92
S&P SL20	▼	3,266.68

Daily Turnover

Rs.4,180.91 mn

Market Capitalisation	PE Ratio
Rs. 4,521.35 bn	5.83

Foreign Purchases and Sales

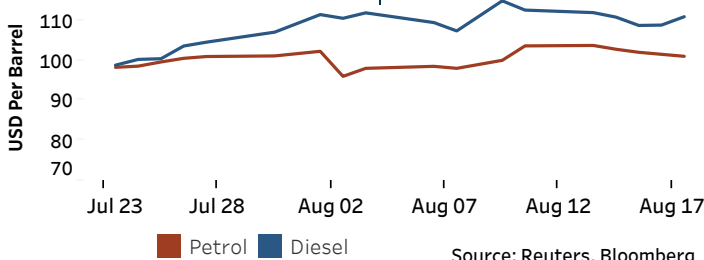


Source: Colombo Stock Exchange

Energy

Petroleum Products (USD per Barrel)

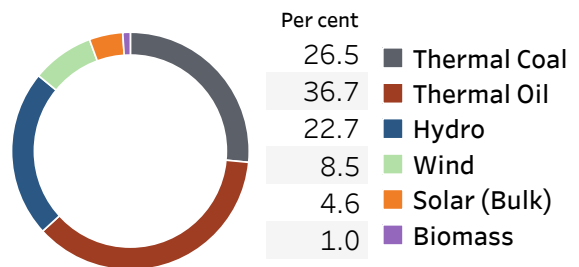
Crude Oil			Refined (Singapore Platts)		
21-Aug-23 ^(b)	17-Aug-23	18-Aug-23	17-Aug-23	18-Aug-23	18-Aug-23
Brent	WTI	OPEC	Petrol	Diesel	Kerosene
84.93	81.37	86.17	101.00	110.88	117.55



Source: Reuters, Bloomberg

Electricity Generation

	17-Aug-23	18-Aug-23
Total Energy (GWh)	49.41	48.94
Peak Demand (MW)	2,338.00	2,261.50



Source: Ceylon Electricity Board

(a) Based on actual transactions above Rs. 50 mn reported up to 4.00 PM

(b) Updated at 8.00 AM

Published on 21-Aug-2023