



Real GDP Growth: 2023 Q1 -11.5%

NCPI Y-o-Y Change: June 10.8%

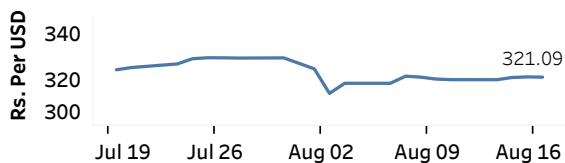
CCPI Y-o-Y Change: July 6.3%

### Exchange Rates

(Rs. Per Unit)

17-Aug-23	TT Buying	TT Selling
USD	314.7805	327.8749
GBP	399.2601	417.9687
EUR	340.8190	357.7150
JPY	2.1418	2.2485

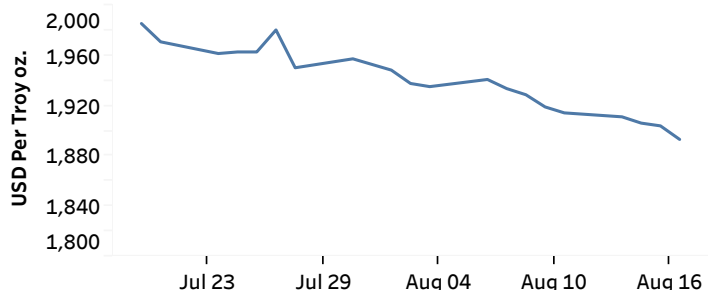
#### Indicative Rate of the USD/LKR Spot Exchange Rate



Source: Central Bank of Sri Lanka

### Gold Price

Date	USD Per Troy oz.
15-Aug-23	USD 1,906.25
16-Aug-23	USD 1,904.05
17-Aug-23	USD 1,893.25



Source: Reuters

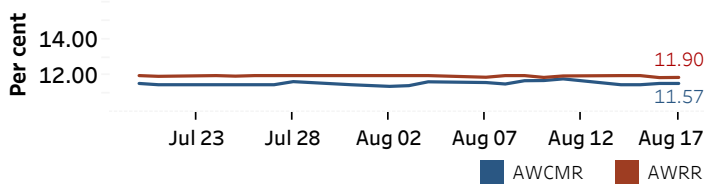
### Money Market

Policy Rates: SDF Rate: 11.00%

SLF Rate: 12.00%

SRR: 2.00%

#### Overnight Money Market



#### Yield Rates of T-Bills

(per cent)

	Primary Market 16-Aug-23	Secondary Market 17-Aug-23 <sup>(a)</sup>
91 Day	17.55	17.31
182 Day	14.87	-
364 Day	13.19	13.25

Source: Central Bank of Sri Lanka

Overnight Liquidity (Rs. bn)	16-Aug-23	17-Aug-23
	-87.81	-98.42

### Share Market

17-Aug-23

ASPI	▲	11,425.69
S&P SL20	▼	3,299.99

#### Daily Turnover

Rs.4,651.91 mn

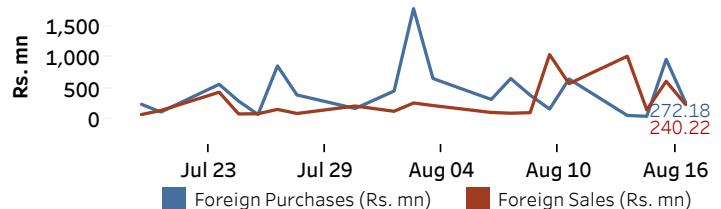
Market Capitalisation

Rs. 4,528.68 bn

PE Ratio

5.82

#### Foreign Purchases and Sales

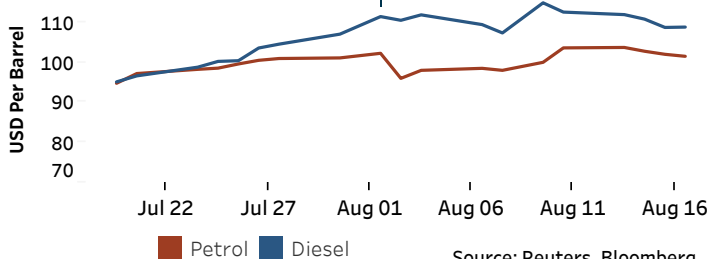


Source: Colombo Stock Exchange

### Energy

#### Petroleum Products (USD per Barrel)

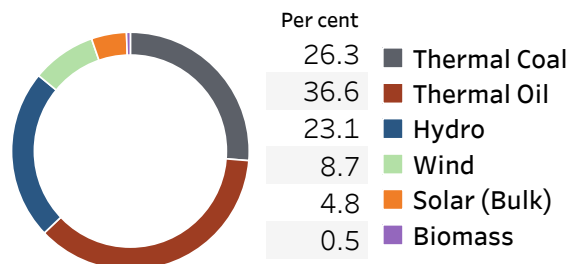
Crude Oil			Refined (Singapore Platts)		
18-Aug-23 <sup>(b)</sup>	16-Aug-23	17-Aug-23	16-Aug-23	17-Aug-23	17-Aug-23
Brent	WTI	OPEC	Petrol	Diesel	Kerosene
83.16	79.05	86.96	101.50	108.79	115.25



Source: Reuters, Bloomberg

#### Electricity Generation

	16-Aug-23	17-Aug-23
Total Energy (GWh)	49.24	49.41
Peak Demand (MW)	2,329.20	2,338.00



Source: Ceylon Electricity Board