



Real GDP Growth: 2023 Q1 -11.5%

NCPI Y-o-Y Change: June 10.8%

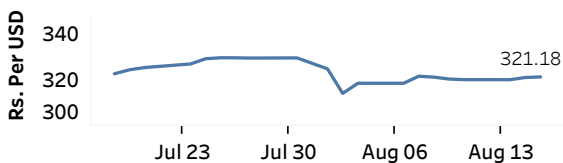
CCPI Y-o-Y Change: July 6.3%

Exchange Rates

(Rs. Per Unit)

16-Aug-23	TT Buying	TT Selling
USD	314.4528	327.8235
GBP	397.9843	416.9067
EUR	341.5449	358.6229
JPY	2.1517	2.2597

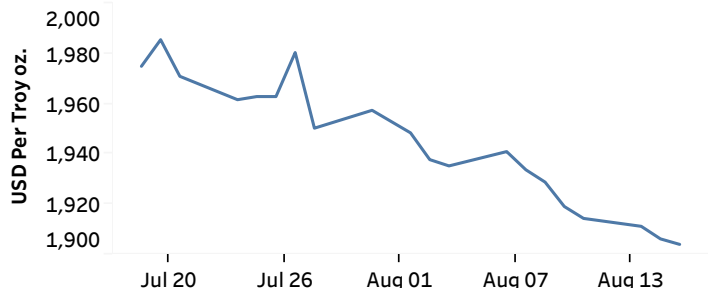
Indicative Rate of the USD/LKR Spot Exchange Rate



Source: Central Bank of Sri Lanka

Gold Price

14-Aug-23	15-Aug-23	16-Aug-23
USD 1,911.24	USD 1,906.25	USD 1,904.05



Source: Reuters

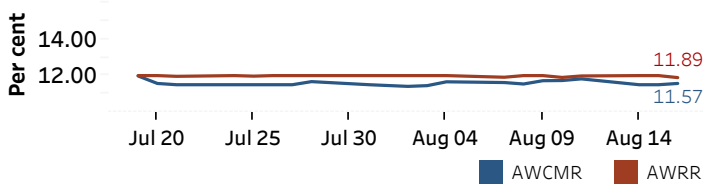
Money Market

Policy Rates: SDF Rate: 11.00%

SLF Rate: 12.00%

SRR: 2.00%

Overnight Money Market



Yield Rates of T-Bills

(per cent)

	Primary Market 16-Aug-23	Secondary Market 16-Aug-23 ^(a)
91 Day	17.55	17.58
182 Day	14.87	15.34
364 Day	13.19	12.85

Source: Central Bank of Sri Lanka

Overnight Liquidity (Rs. bn)	15-Aug-23	16-Aug-23
	-248.95	-87.81

Share Market

16-Aug-23

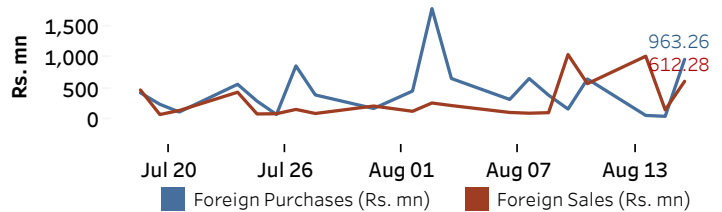
ASPI	▲	11,386.40
S&P SL20	▲	3,314.63

Daily Turnover

Rs.4,359.75 mn

Market Capitalisation	PE Ratio
Rs. 4,530.26 bn	5.82

Foreign Purchases and Sales

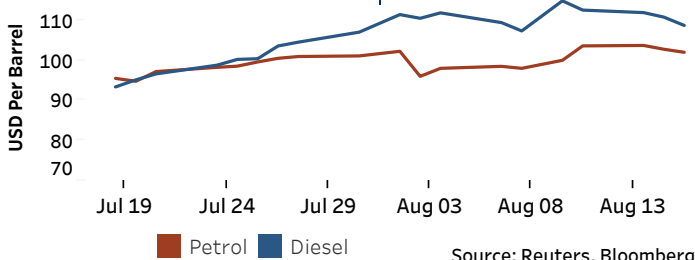


Source: Colombo Stock Exchange

Energy

Petroleum Products (USD per Barrel)

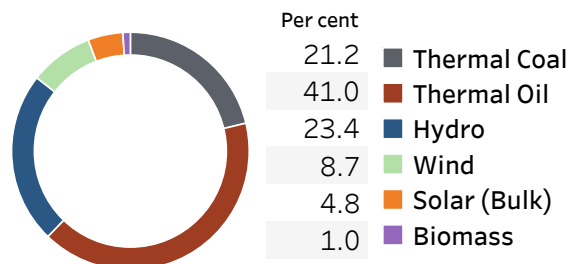
Crude Oil			Refined (Singapore Platts)		
17-Aug-23 ^(b)	15-Aug-23	16-Aug-23	16-Aug-23	16-Aug-23	16-Aug-23
Brent	WTI	OPEC	Petrol	Diesel	Kerosene
83.16	79.05	87.82	102.00	108.70	114.32



Source: Reuters, Bloomberg

Electricity Generation

	15-Aug-23	16-Aug-23
Total Energy (GWh)	48.93	49.24
Peak Demand (MW)	2,324.50	2,329.20



Source: Ceylon Electricity Board