



Real GDP Growth: 2023 Q1 -11.5%

NCPI Y-o-Y Change: June 10.8%

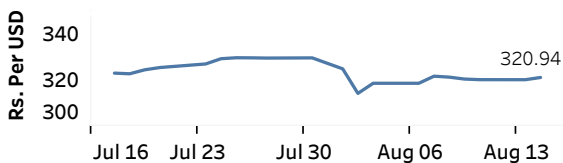
CCPI Y-o-Y Change: July 6.3%

Exchange Rates

(Rs. Per Unit)

15-Aug-23	TT Buying	TT Selling
USD	314.7214	328.0221
GBP	398.2839	417.0703
EUR	342.2456	359.2925
JPY	2.1524	2.2632

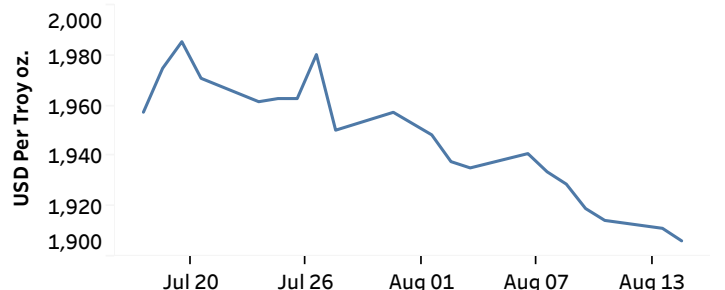
Indicative Rate of the USD/LKR Spot Exchange Rate



Source: Central Bank of Sri Lanka

Gold Price

11-Aug-23	14-Aug-23	15-Aug-23
USD 1,914.39	USD 1,911.24	USD 1,906.25



Source: Reuters

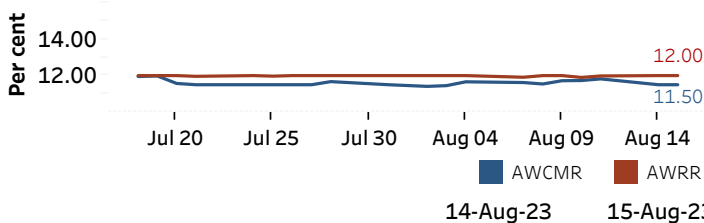
Money Market

Policy Rates: SDF Rate: 11.00%

SLF Rate: 12.00%

SRR: 4.00%

Overnight Money Market



Yield Rates of T-Bills

(per cent)

	Primary Market 09-Aug-23	Secondary Market 15-Aug-23 ^(a)
91 Day	19.78	16.79
182 Day	17.11	14.50
364 Day	13.94	-

Source: Central Bank of Sri Lanka

Overnight Liquidity (Rs. bn)	14-Aug-23	15-Aug-23
	-223.89	-248.95

Share Market

15-Aug-23

ASPI	▼	11,224.22
S&P SL20	▼	3,257.35

Daily Turnover

Rs.2,119.31 mn

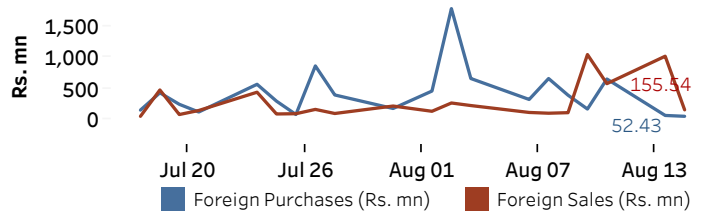
Market Capitalisation

Rs. 4,473.32 bn

PE Ratio

5.74

Foreign Purchases and Sales

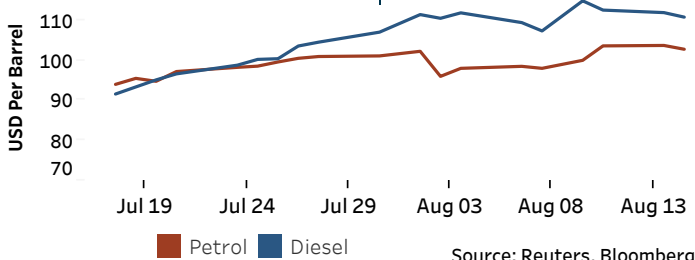


Source: Colombo Stock Exchange

Energy

Petroleum Products (USD per Barrel)

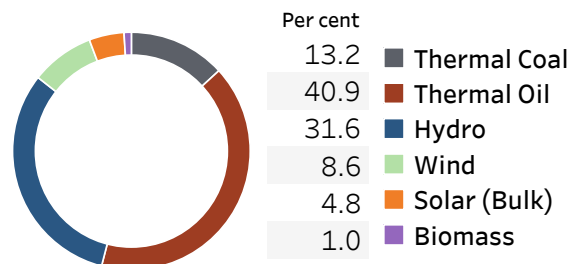
Crude Oil			Refined (Singapore Platts)		
16-Aug-23 ^(b)	11-Aug-23	15-Aug-23	Petrol	Diesel	Kerosene
Brent	WTI	OPEC			
84.92	81.01	88.97	102.76	110.77	116.37



Source: Reuters, Bloomberg

Electricity Generation

	14-Aug-23	15-Aug-23
Total Energy (GWh)	47.72	48.93
Peak Demand (MW)	2,293.30	2,324.50



Source: Ceylon Electricity Board

(a) Based on actual transactions above Rs. 50 mn reported up to 4.00 PM

(b) Updated at 8.00 AM