



Real GDP Growth: 2023 Q1 -11.5%

NCPI Y-o-Y Change: June 10.8%

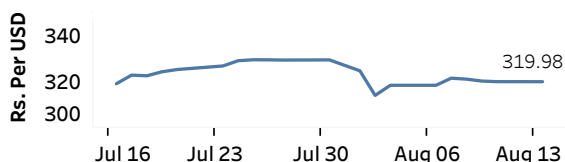
CCPI Y-o-Y Change: July 6.3%

Exchange Rates

(Rs. Per Unit)

14-Aug-23	TT Buying	TT Selling
USD	313.9936	326.8853
GBP	396.4311	415.5868
EUR	341.8135	359.1276
JPY	2.1558	2.2664

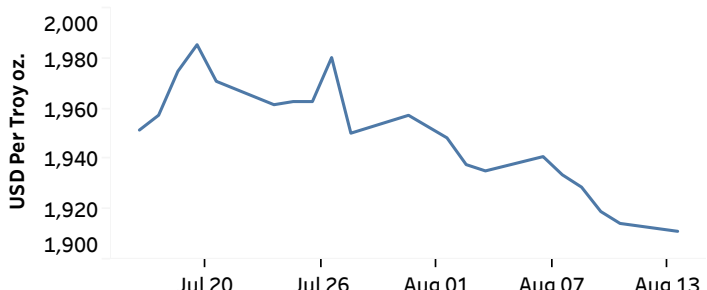
Indicative Rate of the USD/LKR Spot Exchange Rate



Source: Central Bank of Sri Lanka

Gold Price

10-Aug-23	11-Aug-23	14-Aug-23
USD 1,919.13	USD 1,914.39	USD 1,911.24



Source: Reuters

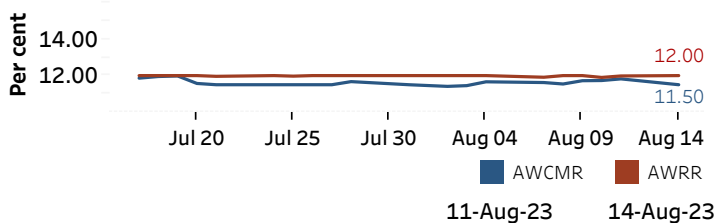
Money Market

Policy Rates: SDF Rate: 11.00%

SLF Rate: 12.00%

SRR: 4.00%

Overnight Money Market



Yield Rates of T-Bills

(per cent)

	Primary Market 09-Aug-23	Secondary Market 14-Aug-23 ^(a)
91 Day	19.78	16.89
182 Day	17.11	14.50
364 Day	13.94	13.50

Source: Central Bank of Sri Lanka

Overnight Liquidity (Rs. bn)	11-Aug-23	14-Aug-23
	-85.94	-223.89

Share Market

14-Aug-23

ASPI	▼	11,392.22
S&P SL20	▼	3,311.08

Daily Turnover

Rs. 3,986.13 mn

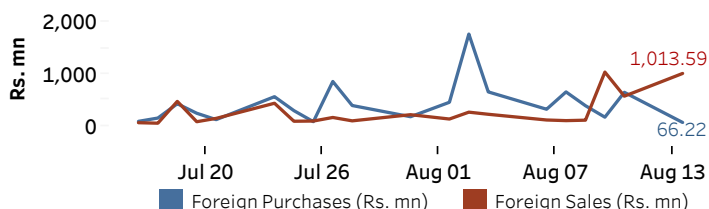
Market Capitalisation

Rs. 4,516.27 bn

PE Ratio

5.81

Foreign Purchases and Sales

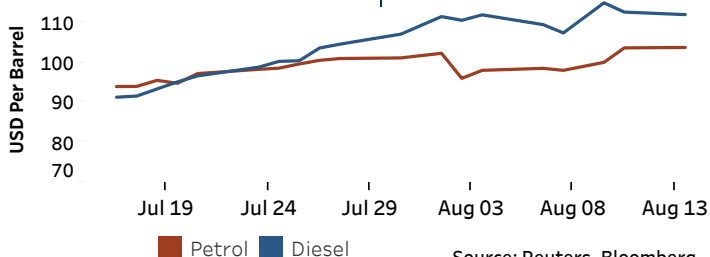


Source: Colombo Stock Exchange

Energy

Petroleum Products (USD per Barrel)

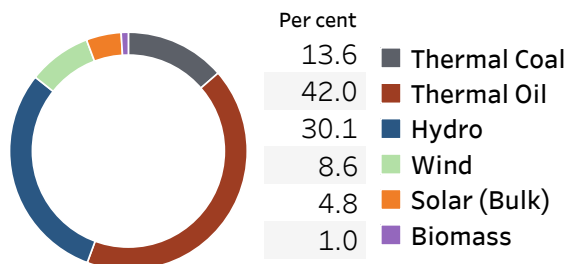
Crude Oil			Refined (Singapore Platts)		
15-Aug-23 ^(b)	11-Aug-23	14-Aug-23	Petrol	Diesel	Kerosene
Brent	WTI	OPEC	103.71	111.90	117.10
86.29	82.56	88.97			



Source: Reuters, Bloomberg

Electricity Generation

	13-Aug-23	14-Aug-23
Total Energy (GWh)	40.97	47.72
Peak Demand (MW)	2,037.90	2,293.30



Source: Ceylon Electricity Board