



Real GDP Growth: 2023 Q1 -11.5%

NCPI Y-o-Y Change: June 10.8%

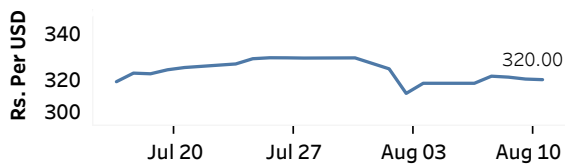
CCPI Y-o-Y Change: July 6.3%

Exchange Rates

(Rs. Per Unit)

11-Aug-23	TT Buying	TT Selling
USD	313.7834	326.9576
GBP	396.7090	415.8965
EUR	343.5518	360.8008
JPY	2.1571	2.2688

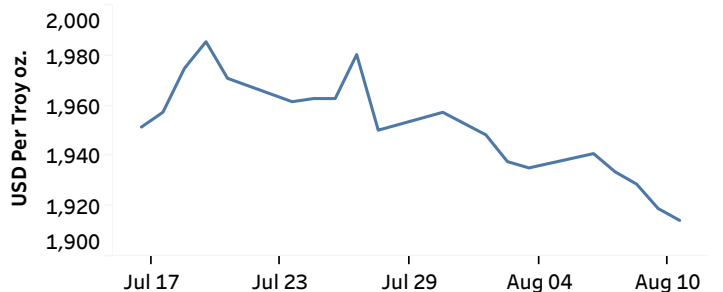
Indicative Rate of the USD/LKR Spot Exchange Rate



Source: Central Bank of Sri Lanka

Gold Price

09-Aug-23	10-Aug-23	11-Aug-23
USD 1,928.84	USD 1,919.13	USD 1,914.39



Source: Reuters

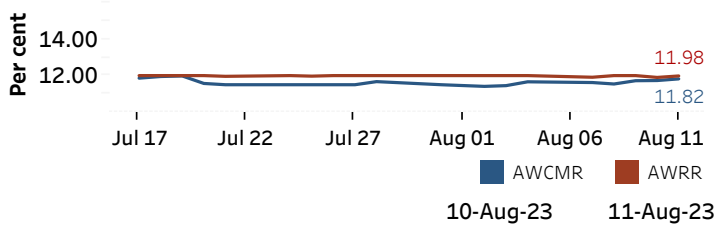
Money Market

Policy Rates: SDF Rate: 11.00%

SLF Rate: 12.00%

SRR: 4.00%

Overnight Money Market



Yield Rates of T-Bills

(per cent)

	Primary Market 09-Aug-23	Secondary Market 11-Aug-23 ^(a)
91 Day	19.78	18.22
182 Day	17.11	17.11
364 Day	13.94	13.94

Source: Central Bank of Sri Lanka

Overnight Liquidity (Rs. bn)	10-Aug-23	11-Aug-23
	-187.00	-85.94

Share Market

11-Aug-23

ASPI	▼	11,596.16
S&P SL20	▼	3,420.56

Daily Turnover

Rs. 3,182.75 mn

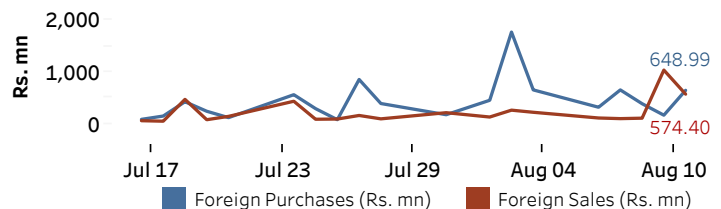
Market Capitalisation

Rs. 4,567.91 bn

PE Ratio

5.88

Foreign Purchases and Sales

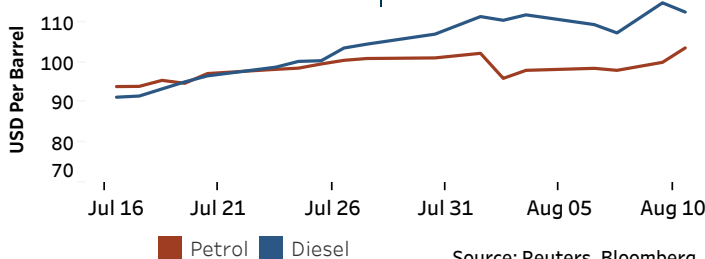


Source: Colombo Stock Exchange

Energy

Petroleum Products (USD per Barrel)

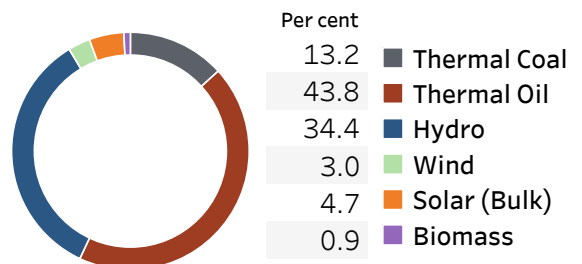
Crude Oil			Refined (Singapore Platts)		
14-Aug-23 ^(b)	10-Aug-23	11-Aug-23	10-Aug-23	11-Aug-23	11-Aug-23
Brent	WTI	OPEC	Petrol	Diesel	Kerosene
86.49	82.88	89.75	103.60	112.53	118.00



Source: Reuters, Bloomberg

Electricity Generation

	10-Aug-23	11-Aug-23
Total Energy (GWh)	49.47	48.93
Peak Demand (MW)	2,348.80	2,220.10



Source: Ceylon Electricity Board

(a) Based on actual transactions above Rs. 50 mn reported up to 4.00 PM

(b) Updated at 8.00 AM