



Real GDP Growth: 2023 Q1 -11.5%

NCPI Y-o-Y Change: June 10.8%

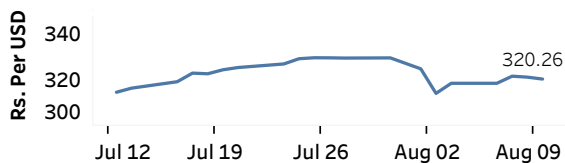
CCPI Y-o-Y Change: July 6.3%

Exchange Rates

(Rs. Per Unit)

10-Aug-23	TT Buying	TT Selling
USD	313.6129	326.7861
GBP	397.3759	416.6926
EUR	343.0285	360.2568
JPY	2.1686	2.2816

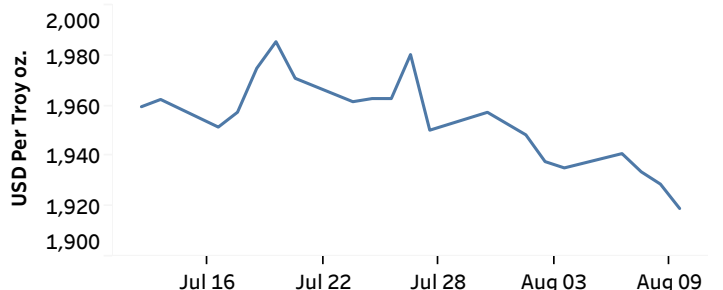
Indicative Rate of the USD/LKR Spot Exchange Rate



Source: Central Bank of Sri Lanka

Gold Price

08-Aug-23	09-Aug-23	10-Aug-23
USD 1,933.74	USD 1,928.84	USD 1,919.13



Source: Reuters

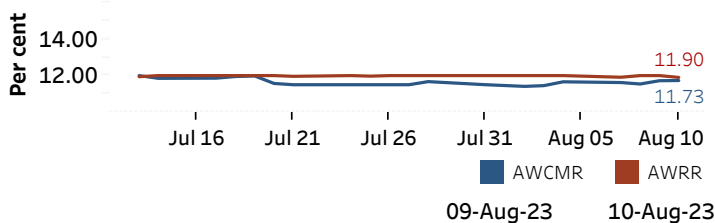
Money Market

Policy Rates: SDF Rate: 11.00%

SLF Rate: 12.00%

SRR: 4.00%

Overnight Money Market



Overnight Liquidity (Rs. bn)	09-Aug-23	10-Aug-23
	-178.93	-187.00

Yield Rates of T-Bills

(per cent)

	Primary Market 09-Aug-23	Secondary Market 10-Aug-23 ^(a)
91 Day	19.78	19.83
182 Day	17.11	17.17
364 Day	13.94	13.57

Source: Central Bank of Sri Lanka

Share Market

10-Aug-23

ASPI	▲	11,649.99
S&P SL20	▲	3,448.59

Daily Turnover

Rs. 3,538.62 mn

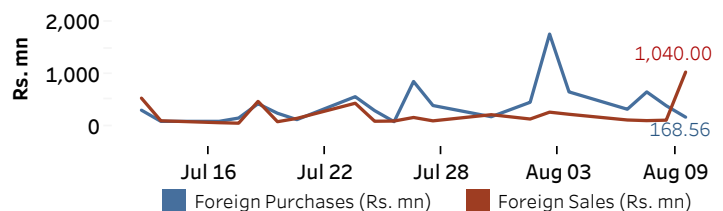
Market Capitalisation

Rs. 4,580.04 bn

PE Ratio

5.89

Foreign Purchases and Sales

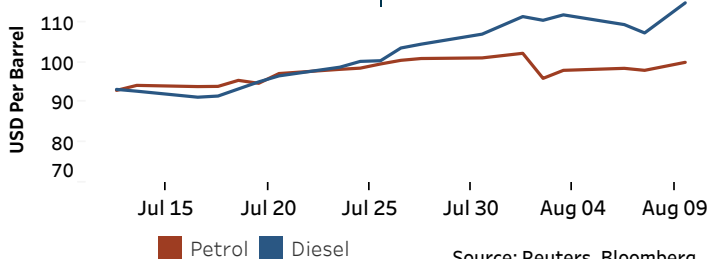


Source: Colombo Stock Exchange

Energy

Petroleum Products (USD per Barrel)

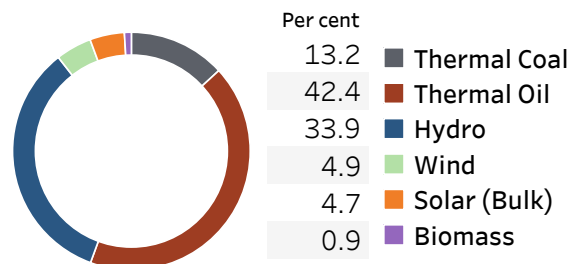
Crude Oil			Refined (Singapore Platts)		
11-Aug-23 ^(b)	09-Aug-23		10-Aug-23		
Brent	WTI	OPEC	Petrol	Diesel	Kerosene
86.68	83.14	88.20	100.00	114.84	119.56



Source: Reuters, Bloomberg

Electricity Generation

	09-Aug-23	10-Aug-23
Total Energy (GWh)	49.71	49.47
Peak Demand (MW)	2,286.40	2,348.80



Source: Ceylon Electricity Board