



Real GDP Growth: 2023 Q1 -11.5%

NCPI Y-o-Y Change: June 10.8%

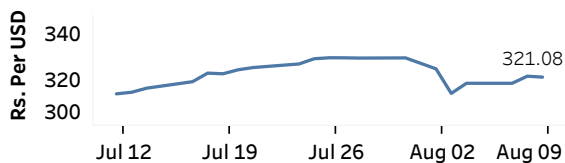
CCPI Y-o-Y Change: July 6.3%

Exchange Rates

(Rs. Per Unit)

09-Aug-23	TT Buying	TT Selling
USD	314.9470	327.5220
GBP	399.9822	418.9176
EUR	343.3976	360.5729
JPY	2.1848	2.2959

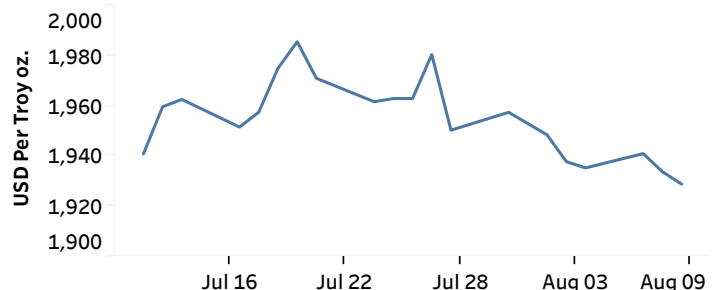
Indicative Rate of the USD/LKR Spot Exchange Rate



Source: Central Bank of Sri Lanka

Gold Price

	07-Aug-23	08-Aug-23	09-Aug-23
USD	1,940.99	1,933.74	1,928.84



Source: Reuters

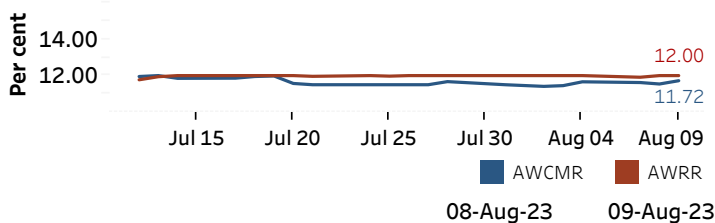
Money Market

Policy Rates: SDF Rate: 11.00%

SLF Rate: 12.00%

SRR: 4.00%

Overnight Money Market



Overnight Liquidity (Rs. bn)	08-Aug-23	09-Aug-23
	-170.74	-178.93

Yield Rates of T-Bills

(per cent)

	Primary Market 09-Aug-23	Secondary Market 09-Aug-23 ^(a)
--	-----------------------------	--

91 Day	19.78	19.65
182 Day	17.11	17.09
364 Day	13.94	-

Source: Central Bank of Sri Lanka

Share Market

09-Aug-23

ASPI	▼	11,631.97
S&P SL20	▼	3,447.96

Daily Turnover

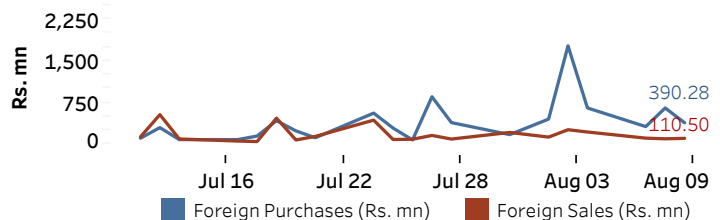
Rs.1,960.54 mn

Market Capitalisation

Rs. 4,581.08 bn

PE Ratio

5.89

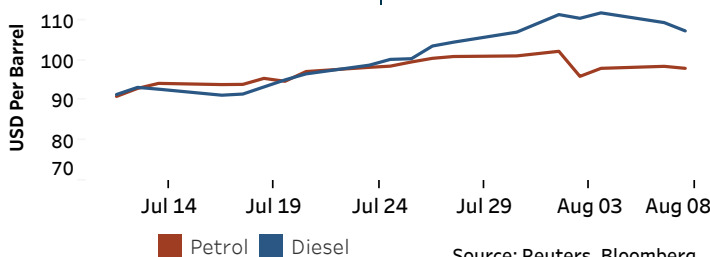


Source: Colombo Stock Exchange

Energy

Petroleum Products (USD per Barrel)

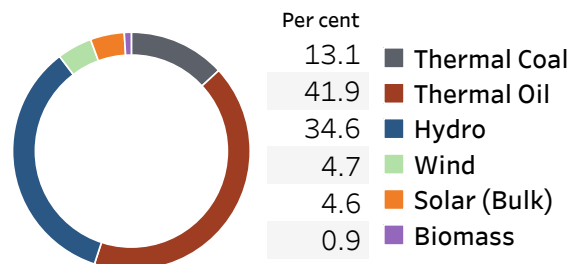
Crude Oil			Refined (Singapore Platts)		
10-Aug-23 ^(b)	08-Aug-23		08-Aug-23		
Brent	WTI	OPEC	Petrol	Diesel	Kerosene
87.40	84.22	87.61	98.00	107.33	111.87



Source: Reuters, Bloomberg

Electricity Generation

	08-Aug-23	09-Aug-23
Total Energy (GWh)	49.49	49.71
Peak Demand (MW)	2,313.70	2,286.40



Source: Ceylon Electricity Board

(a) Based on actual transactions above Rs. 50 mn reported up to 4.00 PM

(b) Updated at 8.00 AM