



Real GDP Growth: 2023 Q1 -11.5%

NCPI Y-o-Y Change: June 10.8%

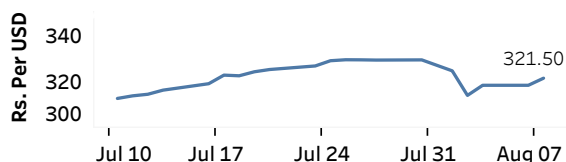
CCPI Y-o-Y Change: July 6.3%

Exchange Rates

(Rs. Per Unit)

08-Aug-23	TT Buying	TT Selling
USD	315.1109	328.6038
GBP	401.2150	420.6840
EUR	344.9888	362.6391
JPY	2.1913	2.3044

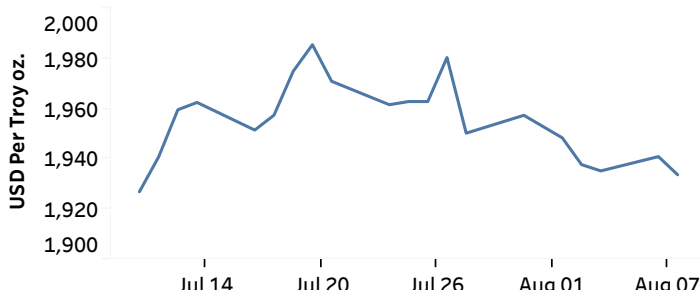
Indicative Rate of the USD/LKR Spot Exchange Rate



Source: Central Bank of Sri Lanka

Gold Price

04-Aug-23	07-Aug-23	08-Aug-23
USD 1,935.29	USD 1,940.99	USD 1,933.74



Source: Reuters

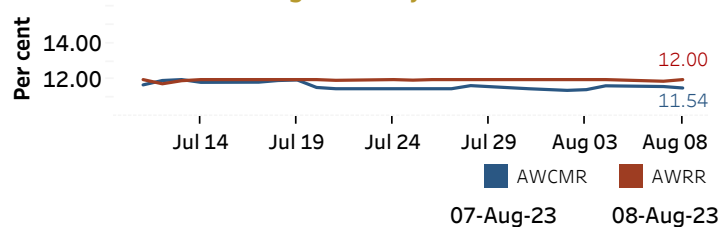
Money Market

Policy Rates: SDF Rate: 11.00%

SLF Rate: 12.00%

SRR: 4.00%

Overnight Money Market



Yield Rates of T-Bills

(per cent)

	Primary Market 02-Aug-23	Secondary Market 08-Aug-23 ^(a)
91 Day	19.90	15.00
182 Day	17.57	17.25
364 Day	14.16	-

Source: Central Bank of Sri Lanka

Overnight Liquidity (Rs. bn)	07-Aug-23	08-Aug-23
	-171.64	-170.74

Share Market

08-Aug-23

ASPI	▲	11,724.22
S&P SL20	▲	3,470.13

Daily Turnover

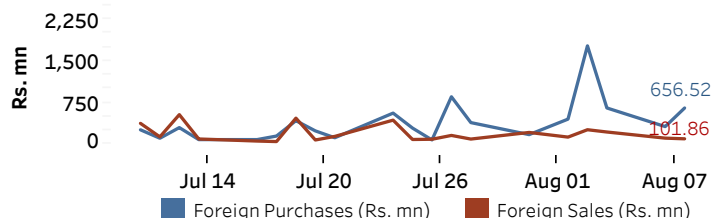
Rs. 2,733.50 mn

Market Capitalisation

Rs. 4,600.90 bn

PE Ratio

5.92

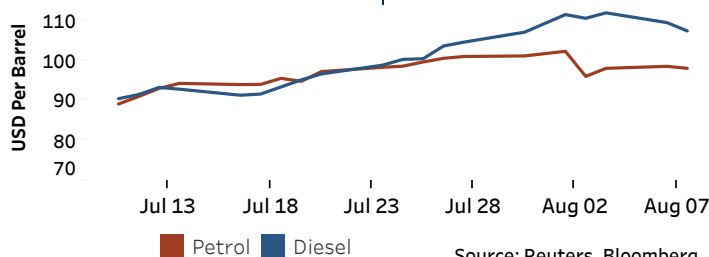


Source: Colombo Stock Exchange

Energy

Petroleum Products (USD per Barrel)

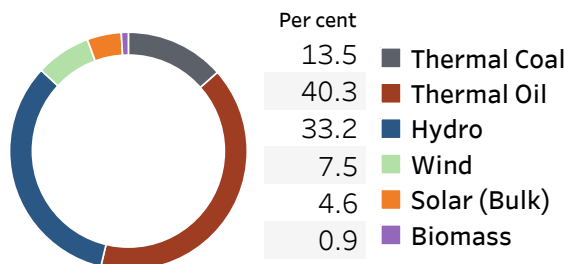
Crude Oil			Refined (Singapore Platts)		
09-Aug-23 ^(b)	07-Aug-23		08-Aug-23		
Brent	WTI	OPEC	Petrol	Diesel	Kerosene
86.06	82.76	88.25	98.00	107.33	111.87



Source: Reuters, Bloomberg

Electricity Generation

	07-Aug-23	08-Aug-23
Total Energy (GWh)	48.19	49.49
Peak Demand (MW)	2,315.60	2,313.70



Source: Ceylon Electricity Board