



Real GDP Growth: 2023 Q1 -11.5%

NCPI Y-o-Y Change: June 10.8%

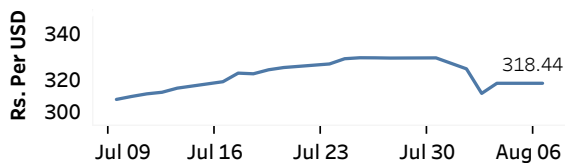
CCPI Y-o-Y Change: July 6.3%

Exchange Rates

(Rs. Per Unit)

| 07-Aug-23 | TT Buying | TT Selling |
|-----------|-----------|------------|
| USD | 315.0574 | 328.5784 |
| GBP | 400.8343 | 420.1472 |
| EUR | 345.3689 | 363.1197 |
| JPY | 2.2138 | 2.3246 |

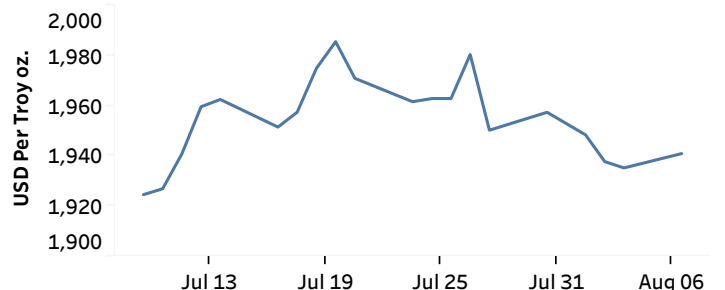
Indicative Rate of the USD/LKR Spot Exchange Rate



Source: Central Bank of Sri Lanka

Gold Price

| Date | USD Per Troy oz. |
|-----------|------------------|
| 03-Aug-23 | USD 1,937.80 |
| 04-Aug-23 | USD 1,935.29 |
| 07-Aug-23 | USD 1,940.99 |



Source: Reuters

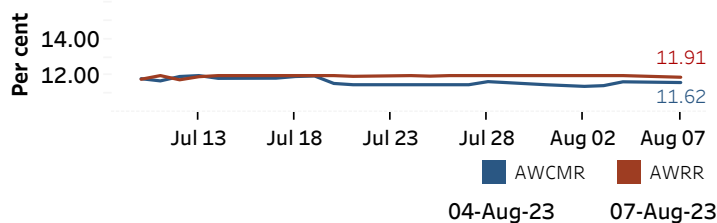
Money Market

Policy Rates: SDF Rate: 11.00%

SLF Rate: 12.00%

SRR: 4.00%

Overnight Money Market



Yield Rates of T-Bills

(per cent)

| | Primary Market 02-Aug-23 | Secondary Market 07-Aug-23 ^(a) |
|---------|-----------------------------|--|
| 91 Day | 19.90 | 18.98 |
| 182 Day | 17.57 | - |
| 364 Day | 14.16 | 14.05 |

Source: Central Bank of Sri Lanka

| Overnight Liquidity (Rs. bn) | 04-Aug-23 | 07-Aug-23 |
|------------------------------|-----------|-----------|
| | -31.28 | -171.64 |

Share Market

07-Aug-23

| | | |
|----------|---|-----------|
| ASPI | ▲ | 11,681.66 |
| S&P SL20 | ▲ | 3,447.44 |

Daily Turnover

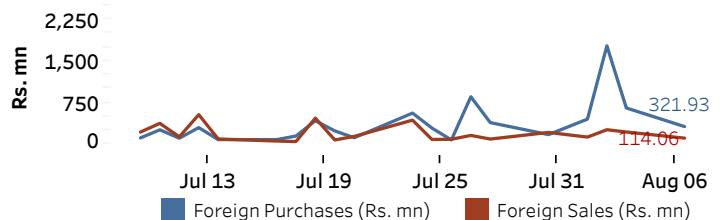
Rs.3,001.62 mn

Market Capitalisation

Rs. 4,593.85 bn

PE Ratio

5.91

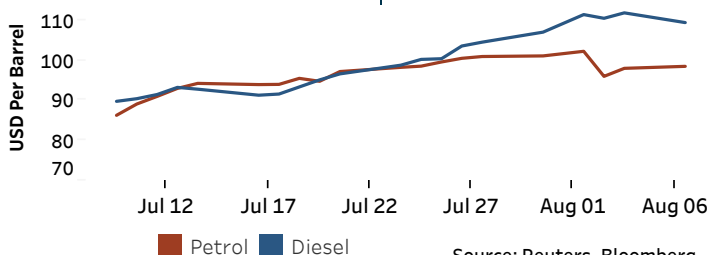


Source: Colombo Stock Exchange

Energy

Petroleum Products (USD per Barrel)

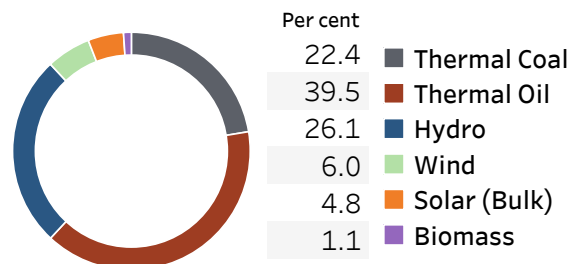
| Crude Oil | | | Refined (Singapore Platts) | | |
|--------------------------|-----------|-------|----------------------------|--------|----------|
| 08-Aug-23 ^(b) | 04-Aug-23 | | 07-Aug-23 | | |
| Brent | WTI | OPEC | Petrol | Diesel | Kerosene |
| 85.51 | 82.16 | 87.95 | 98.50 | 109.41 | 113.95 |



Source: Reuters, Bloomberg

Electricity Generation

| | 06-Aug-23 | 07-Aug-23 |
|--------------------|-----------|-----------|
| Total Energy (GWh) | 41.52 | 48.19 |
| Peak Demand (MW) | 2,040.90 | 2,315.60 |



Source: Ceylon Electricity Board